



TekTradeBaltic

2019



YOUR PARTNER SPECIALIST  
IN VALVES FOR FLUID FACILITIES

## BUTTERFLY VALVE WAFER TYPE BETWEEN FLANGES PN-10 / PN-16 / 150#



**BODY:** DUCTILE IRON GJS400  
**DISC:** DUCTILE IRON GJS400 + EPOXY / S.STEEL 316  
**STEM:** S.STEEL 420  
**SEAT:** EPDM  
**COATING:** EPOXY 250µm.



ND	GJS400 DISC	LEVER	GEAR	S.S. 316 DISC	LEVER	GEAR
40	BFV-W-DI	BFV.040,51121W	BFV.040,51122W	BFV-W-SS	BFV.040,52121W	BFV.040,52122W
50	BFV-W-DI	BFV.050,51121W	BFV.050,51122W	BFV-W-SS	BFV.050,52121W	BFV.050,52122W
65	BFV-W-DI	BFV.065,51121W	BFV.065,51122W	BFV-W-SS	BFV.065,52121W	BFV.065,52122W
80	BFV-W-DI	BFV.080,51121W	BFV.080,51122W	BFV-W-SS	BFV.080,52121W	BFV.080,52122W
100	BFV-W-DI	BFV.100,51121W	BFV.100,51122W	BFV-W-SS	BFV.100,52121W	BFV.100,52122W
125	BFV-W-DI	BFV.125,51121W	BFV.125,51122W	BFV-W-SS	BFV.125,52121W	BFV.125,52122W
150	BFV-W-DI	BFV.150,51121W	BFV.150,51122W	BFV-W-SS	BFV.150,52121W	BFV.150,52122W
200	BFV-W-DI	BFV.200,51121W	BFV.200,51122W	BFV-W-SS	BFV.200,52121W	BFV.200,52122W
250	BFV-W-DI	BFV.250,51121W	BFV.250,51122W	BFV-W-SS	BFV.250,52121W	BFV.250,52122W
300	BFV-W-DI	BFV.300,51121W	BFV.300,51122W	BFV-W-SS	BFV.300,52121W	BFV.300,52122W
350	BFV-W-DI		BFV.350,51122W	BFV-W-SS		BFV.350,52122W
400	BFV-W-DI		BFV.400,51122W	BFV-W-SS		BFV.400,52122W
450	BFV-W-DI		BFV.450,51122W	BFV-W-SS		BFV.450,52122W
500	BFV-W-DI		BFV.500,51122W	BFV-W-SS		BFV.500,52122W
600	BFV-W-DI		BFV.600,51122W	BFV-W-SS		BFV.600,52122W

OTHER DIAMETERS AND SEATS ON REQUEST

## BUTTERFLY VALVE LUG TYPE PN16 WITH SS 316 DISC PN-10 / PN16

**BODY:** DUCTILE IRON GJS400  
**DISC:** S.STEEL 316  
**STEM:** S.STEEL 420  
**SEAT:** NBR  
**COATING:** EPOXY 250µm.

ND	S.S. 316 DISC	LEVER	GEAR
40	BFV-L-SS	BFV.040,52221L	BFV.040,52222L
50	BFV-L-SS	BFV.050,52221L	BFV.050,52222L
65	BFV-L-SS	BFV.065,52221L	BFV.065,52222L
80	BFV-L-SS	BFV.080,52221L	BFV.080,52222L
100	BFV-L-SS	BFV.100,52221L	BFV.100,52222L
125	BFV-L-SS	BFV.125,52221L	BFV.125,52222L
150	BFV-L-SS	BFV.150,52221L	BFV.150,52222L
200	BFV-L-SS	BFV.200,52221L	BFV.200,52222L
250	BFV-L-SS	BFV.250,52221L	BFV.250,52222L
300	BFV-L-SS	BFV.300,52221L	BFV.300,52222L



OTHER DIAMETERS AND SEATS ON REQUEST

# BUTTERFLY VALVES

## BUTTERFLY VALVE WAFER TYPE BETWEEN FLANGES PN-10 / PN-16 / 150 Lbs

TF-BFV-W




DISC	DUCTILE IRON GJS		S.STEEL 316 (CF8M)			S.STEEL+PTFE	ALU-BRONZE
SEAT	NBR	FPM	NBR	FPM	PTFE (*)	PTFE (*)	EPDM/NBR
ND							
40	BFV.040.51221W	BFV.040.51321W	BFV.040.52221W	BFV.040.52321W	BFV.040.52421W	BFV.040.54421W	BFV.040.53121W
50	BFV.050.51221W	BFV.050.51321W	BFV.050.52221W	BFV.050.52321W	BFV.050.52421W	BFV.050.54421W	BFV.050.53121W
65	BFV.065.51221W	BFV.065.51321W	BFV.065.52221W	BFV.065.52321W	BFV.065.52421W	BFV.065.54421W	BFV.065.53121W
80	BFV.080.51221W	BFV.080.51321W	BFV.080.52221W	BFV.080.52321W	BFV.080.52421W	BFV.080.54421W	BFV.080.53121W
100	BFV.100.51221W	BFV.100.51321W	BFV.100.52221W	BFV.100.52321W	BFV.100.52421W	BFV.100.54421W	BFV.100.53121W
125	BFV.125.51221W	BFV.125.51321W	BFV.125.52221W	BFV.125.52321W	BFV.125.52422W	BFV.125.54422W	BFV.125.53121W
150	BFV.150.51221W	BFV.150.51321W	BFV.150.52221W	BFV.150.52321W	BFV.150.52422W	BFV.150.54422W	BFV.150.53121W
200	BFV.200.51221W	BFV.200.51321W	BFV.200.52221W	BFV.200.52321W	BFV.200.52422W	BFV.200.54422W	BFV.200.53121W
250	BFV.250.51221W	BFV.250.51321W	BFV.250.52221W	BFV.250.52321W	BFV.250.52422W	BFV.250.54422W	BFV.250.53121W
300	BFV.300.51221W	BFV.300.51321W	BFV.300.52221W	BFV.300.52321W	BFV.300.52422W	BFV.300.54422W	BFV.300.53121W

OTHER DIAMETERS AND SEATS ON REQUEST

(\*) PRICES WITH GEAR-BOX FROM ND125

## GEAR-BOX FOR WAFER TYPE BUTTERFLY VALVES

DISC	DUCTILE IRON GJS		S.STEEL 316 (CF8M)		ALU-BRONZE
SEAT	NBR	FPM	NBR	FPM	EPDM/NBR
ND					
40-100	BFV.40-100.GB	BFV.40-100.GB	BFV.40-100.GB	BFV.40-100.GB	BFV.40-100.GB
125-150	BFV.125-150.GB	BFV.125-150.GB	BFV.125-150.GB	BFV.125-150.GB	BFV.125-150.GB
200-300	BFV.200-300.GB	BFV.200-300.GB	BFV.200-300.GB	BFV.200-300.GB	BFV.200-300.GB



TF-BFV-W

### BUTTERFLY VALVE WAFER PN-25

BODY & DISC: DUCTILE IRON GJS400  
COATING: EPOXY 150µm.



ND	EPDM (*)
50	BFV.050.51131W
65	BFV.065.51131W
80	BFV.080.51131W
100	BFV.100.51131W
125	BFV.125.51131W
150	BFV.150.51131W
200	BFV.200.51132W
250	BFV.250.51132W
300	BFV.300.51132W

(\*) PRICES WITH LEVER UP TO ND150

### BUTTERFLY VALVE WAFER PN16 WCB

BODY & DISC: STEEL A-216 WCB  
COATING: EPOXY 150µm.



EPDM (*)
BFV.050.21121W
BFV.065.21121W
BFV.080.21121W
BFV.100.21121W
BFV.125.21121W
BFV.150.21121W
BFV.200.21122W
BFV.250.21122W
BFV.300.21122W

### BUTTERFLY VALVE WAFER PN16 S.STEEL

BODY: CF-8M  
DISC: CF-8M



EPDM
BFV.050.11121W
BFV.065.11121W
BFV.080.11121W
BFV.100.11121W
BFV.125.11121W
BFV.150.11121W
BFV.200.11121W
BFV.250.11121W
BFV.300.11121W

TF-BFV-W

## BUTTERFLY VALVES

TF-BFV13-F

### BUTTERFLY VALVE FLANGED TYPE PN-10 / PN-16

**BODY:** DUCTILE IRON GJS400

**SEAT:** EPDM (VULCANIZED)

**DISC:** S.STEEL 316

**COATING:** EPOXY 250µm.

**STEM:** S.STEEL 420

ND	CODE	LEVER	GEAR
50	BFV13-F	BFV.050,52121F	BFV.050,52122F
65	BFV13-F	BFV.065,52121F	BFV.065,52122F
80	BFV13-F	BFV.080,52121F	BFV.080,52122F
100	BFV13-F	BFV.100,52121F	BFV.100,52122F
125	BFV13-F	BFV.125,52121F	BFV.125,52122F
150	BFV13-F	BFV.150,52121F	BFV.150,52122F
200	BFV13-F	BFV.200,52121F	BFV.200,52122F
250	BFV13-F	BFV.250,52121F	BFV.250,52122F
300	BFV13-F	BFV.300,52121F	BFV.300,52122F
400	BFV13-F	N/A	BFV.400,52122F
450	BFV13-F	N/A	BFV.450,52122F
500	BFV13-F	N/A	BFV.500,52122F
600	BFV13-F	N/A	BFV.600,52122F



FACE to FACE Acc. To EN 558-1 SERIES 13

OTHER DIAMETERS AND SEATS ON REQUEST

TF-BFV-WM

### BUTTERFLY VALVE WAFER TYPE PN-10 WITH GEAR OPERATOR

**BODY:** DUCTILE IRON GJS400

**SEAT:** EPDM

**DISC:** GJS400 / S.STEEL 316

**COATING:** EPOXY 250µm.

**STEM:** S.STEEL 420

**WAFER ND-350 to ND-600, CENTRAL FLANGE ND-700 to ND-1200**

ND	GJS400 DISC	GEAR	S.S. 316 DISC	GEAR
350	BFV-W-DI-10	BFV.350.51112W	BFV-W-SS-10	BFV.350.52112W
400	BFV-W-DI-10	BFV.400.51112W	BFV-W-SS-10	BFV.400.52112W
450	BFV-W-DI-10	BFV.450.51112W	BFV-W-SS-10	BFV.450.52112W
500	BFV-W-DI-10	BFV.500.51112W	BFV-W-SS-10	BFV.500.52112W
600	BFV-W-DI-10	BFV.600.51112W	BFV-W-SS-10	BFV.600.52112W
700	BFV-WM-DI-10	BFV.700.51112W	BFV-WM-SS-10	BFV.700.52112W
800	BFV-WM-DI-10	BFV.800.51112W	BFV-WM-SS-10	BFV.800.52112W
900	BFV-WM-DI-10	BFV.900.51112W	BFV-WM-SS-10	BFV.900.52112W
1000	BFV-WM-DI-10	BFV.1000.51112W	BFV-WM-SS-10	BFV.1000.52112W
1200	BFV-WM-DI-10	BFV.1200.51112W	BFV-WM-SS-10	BFV.1200.52112W



FACE to FACE Acc. To EN 558-1 SERIES 20

TF-BFV-WM

### BUTTERFLY VALVE WAFER TYPE PN-16 WITH GEAR OPERATOR

**WAFER ND-350 to ND-600, CENTRAL FLANGE ND-700 to ND-1200**

ND	GJS400 DISC	GEAR	S.S. 316 DISC	GEAR
350	BFV-W-DI-16	BFV.350.51122W	BFV-W-SS-16	BFV.350.52122W
400	BFV-W-DI-16	BFV.400.51122W	BFV-W-SS-16	BFV.400.52122W
450	BFV-W-DI-16	BFV.450.51122W	BFV-W-SS-16	BFV.450.52122W
500	BFV-W-DI-16	BFV.500.51122W	BFV-W-SS-16	BFV.500.52122W
600	BFV-W-DI-16	BFV.600.51122W	BFV-W-SS-16	BFV.600.52122W
700	BFV-WM-DI-16	BFV.700.51122W	BFV-WM-SS-16	BFV.700.52122W
800	BFV-WM-DI-16	BFV.800.51122W	BFV-WM-SS-16	BFV.800.52122W
900	BFV-WM-DI-16	BFV.900.51122W	BFV-WM-SS-16	BFV.900.52122W
1000	BFV-WM-DI-16	BFV.1000.51122W	BFV-WM-SS-16	BFV.1000.52122W
1200	BFV-WM-DI-16	BFV.1200.51122W	BFV-WM-SS-16	BFV.1200.52122W



FACE to FACE Acc. To EN 558-1 SERIES 20

## BUTTERFLY VALVES

### BUTTERFLY VALVE FLANGED ENDS PN-10/16. EPDM HEAT SEAT. GEAR OPERATOR

**BODY:** DUCTILE IRON GJS400  
**DISC:** DUCTILE IRON GJS400 + EPOXY / S.STEEL 316  
**STEM:** S.STEEL 420  
**SEAT:** EPDM HT  
**COATING:** EPOXY 250µm.  
**FACE to FACE FLANGES EN 558-1 SERIES 20**  
 Max. Working Temperature: +130°C / +150°C



TF-BFV20-F

ND	CODE PN-10	GJS400 DISC	S.S. 316 DISC	CODE PN-16	GJS400 DISC	S.S. 316 DISC
350	BFV20-F-10	BFV.350.51112F20	BFV.350.52112F20	BFV20-F-16	BFV.350.51122F20	BFV.350.52122F20
400	BFV20-F-10	BFV.400.51112F20	BFV.400.52112F20	BFV20-F-16	BFV.400.51122F20	BFV.400.52122F20
450	BFV20-F-10	BFV.450.51112F20	BFV.450.52112F20	BFV20-F-16	BFV.450.51122F20	BFV.450.52122F20
500	BFV20-F-10	BFV.500.51112F20	BFV.500.52112F20	BFV20-F-16	BFV.500.51122F20	BFV.500.52122F20
600	BFV20-F-10	BFV.600.51112F20	BFV.600.52112F20	BFV20-F-16	BFV.600.51122F20	BFV.600.52122F20
700	BFV20-F-10	BFV.700.51112F20	BFV.700.52112F20	BFV20-F-16	BFV.700.51122F20	BFV.700.52122F20
800	BFV20-F-10	BFV.800.51112F20	BFV.800.52112F20	BFV20-F-16	BFV.800.51122F20	BFV.800.52122F20
900	BFV20-F-10	BFV.900.51112F20	BFV.900.52112F20	BFV20-F-16	BFV.900.51122F20	BFV.900.52122F20
1000	BFV20-F-10	BFV.1000.51112F20	BFV.1000.52112F20	BFV20-F-16	BFV.1000.51122F20	BFV.1000.52122F20
1200	BFV20-F-10	BFV.1200.51112F20	BFV.1200.52112F20	BFV20-F-16	BFV.1200.51122F20	BFV.1200.52122F20

OTHER DIAMETERS AND SEATS ON REQUEST

### BUTTERFLY VALVE DOUBLE EXCENTRIC TYPE PN-10/PN-16/PN-25/PN40 GEAR OPERATOR

**BODY:** DUCTILE IRON GJS500  
**DISC:** GJS500 + EPOXY (Stainless steel Disc under request)  
**STEM:** SS420  
**SEAT:** S.STEEL / EPDM  
**COATING:** EPOXY 250µm.  
 Max. Working temperature: +80°C



TF-DE-BFV-F

ND	CODE	PN-10	PN-16	PN-25	PN-40
100	DE-BFV-F	BFV.100.51112BX	BFV.100.51122BX	BFV.100.51132BX	N/A
150	DE-BFV-F	BFV.150.51112BX	BFV.150.51122BX	BFV.150.51132BX	N/A
200	DE-BFV-F	BFV.200.51112BX	BFV.200.51122BX	BFV.200.51132BX	BFV.200.51142BX
250	DE-BFV-F	BFV.250.51112BX	BFV.250.51122BX	BFV.250.51132BX	BFV.250.51142BX
300	DE-BFV-F	BFV.300.51112BX	BFV.300.51122BX	BFV.300.51132BX	BFV.300.51142BX
350	DE-BFV-F	BFV.350.51112BX	BFV.350.51122BX	BFV.350.51132BX	BFV.350.51142BX
400	DE-BFV-F	BFV.400.51112BX	BFV.400.51122BX	BFV.400.51132BX	BFV.400.51142BX
450	DE-BFV-F	BFV.450.51112BX	BFV.450.51122BX	BFV.450.51132BX	BFV.450.51142BX
500	DE-BFV-F	BFV.500.51112BX	BFV.500.51122BX	BFV.500.51132BX	BFV.500.51142BX
600	DE-BFV-F	BFV.600.51112BX	BFV.600.51122BX	BFV.600.51132BX	BFV.600.51142BX
700	DE-BFV-F	BFV.700.51112BX	BFV.700.51122BX	BFV.700.51132BX	BFV.700.51142BX
800	DE-BFV-F	BFV.800.51112BX	BFV.800.51122BX	BFV.800.51132BX	BFV.800.51142BX
900	DE-BFV-F	BFV.900.51112BX	BFV.900.51122BX	BFV.900.51132BX	BFV.900.51142BX
1000	DE-BFV-F	BFV.1000.51112BX	BFV.1000.51122BX	BFV.1000.51132BX	BFV.1000.51142BX
1200	DE-BFV-F	BFV.1200.51112BX	BFV.1200.51122BX	BFV.1200.51132BX	BFV.1200.51142BX
1400	DE-BFV-F	BFV.1400.51112BX	BFV.1400.51122BX	BFV.1400.51132BX	BFV.1400.51142BX
1600	DE-BFV-F	BFV.1600.51112BX	BFV.1600.51122BX	BFV.1600.51132BX	N/A
1800	DE-BFV-F	BFV.1800.51112BX	BFV.1800.51122BX	BFV.1800.51132BX	N/A
2000	DE-BFV-F	BFV.2000.51112BX	BFV.2000.51122BX	N/A	N/A



## BUTTERFLY VALVES

TF-BFV-W-UL

### BUTTERFLY VALVE WAFER TYPE PN-10 / 16 WITH GEAR OPERATOR FM/UL

**BODY:** DUCTILE IRON GJS400

**SEAT:** EPDM

**DISC:** DUCTILE IRON GJS400 + EPDM

**COATING:** EPOXY 250 µm RAL 3000

**STEM:** SS 13Cr17Ni2

**FACE to FACE:** EN 558-1 SERIES 20

ND	CODE	GEAR
50	BFV-W-UL	BFV.050.51122WUL
65	BFV-W-UL	BFV.065.51122WUL
80	BFV-W-UL	BFV.080.51122WUL
100	BFV-W-UL	BFV.100.51122WUL
125	BFV-W-UL	BFV.125.51122WUL
150	BFV-W-UL	BFV.150.51122WUL
200	BFV-W-UL	BFV.200.51122WUL
250	BFV-W-UL	BFV.250.51122WUL
300	BFV-W-UL	BFV.300.51122WUL



Two Limit switches included in Gear-box.

TF-BFV-G-UL

### GROOVED BUTTERFLY VALVE PN-16 WITH GEAR OPERATOR FM/UL

**BODY:** DUCTILE IRON GJS400

**COATING:** EPOXY 250 µm RAL 3000

**DISC:** DUCTILE IRON GJS400 + EPDM

**STEM:** SS 13Cr17Ni2

ND	CODE	GEAR
50	BFV-G-UL	BFV.050.51122GUL
65	BFV-G-UL	BFV.065.51122GUL
80	BFV-G-UL	BFV.080.51122GUL
100	BFV-G-UL	BFV.100.51122GUL
125	BFV-G-UL	BFV.125.51122GUL
150	BFV-G-UL	BFV.150.51122GUL
200	BFV-G-UL	BFV.200.51122GUL
250	BFV-G-UL	BFV.250.51122GUL
300	BFV-G-UL	BFV.300.51122GUL



Two Limit switches included in Gear-box.

TF-BFV-T-UL

### BRONZE BUTTERFLY VALVE NP-20 WITH GEAR-BOX FM/UL

**BODY** BRONZE

**SEAT** VITON

**DISC:** S.STEEL 304



Two Limit switches included in Gear-box.



ND	CODE	SCREWED NPT	CODE	GROOVED
1"	BFV-BZ-T-UL	BFV.025.62332TUL	BFV-BZ-G-UL	N/A
1-1/4"	BFV-BZ-T-UL	BFV.032.62332TUL	BFV-BZ-G-UL	BFV.032.62332GUL
1-1/2"	BFV-BZ-T-UL	BFV.040.62332TUL	BFV-BZ-G-UL	BFV.040.62332GUL
2"	BFV-BZ-T-UL	BFV.050.62332TUL	BFV-BZ-G-UL	N/A
2-1/2"	BFV-BZ-T-UL	BFV.065.62332TUL	BFV-BZ-G-UL	N/A

TF-BFV-G-UL

# GATE VALVES

## RESILIENT SEAT GATE VALVES FLANGED ENDS DIN PN-10/16 - PN-25



**BODY:** DUCTILE IRON GJS500  
**GATE:** DUCTILE IRON GJS500 + EPDM / NBR  
**STEM:** SS 420  
**COATING:** EPOXY 250µm.  
**FACE TO FACE:** EN 558-1 SERIES 14 (F-4)



TF-RSGV-F

ND	CODE	PN-10/16	GEAR-BOX	NBR (PN16)	PN-25 (EPDM)	LS (PN16)	R.STEM PN16
40	RSGV-F	RSGV.040.4211	N/A	RSGV.040.4221	RSGV.040.4312	RSGV.040.4211LS	RSGV.040.4211HA
50	RSGV-F	RSGV.050.4211	N/A	RSGV.050.4221	RSGV.050.4312	RSGV.050.4211LS	RSGV.050.4211HA
65	RSGV-F	RSGV.065.4211	N/A	RSGV.065.4221	RSGV.065.4312	RSGV.065.4211LS	RSGV.065.4211HA
80	RSGV-F	RSGV.080.4211	N/A	RSGV.080.4221	RSGV.080.4312	RSGV.080.4211LS	RSGV.080.4211HA
100	RSGV-F	RSGV.100.4211	N/A	RSGV.100.4221	RSGV.100.4312	RSGV.100.4211LS	RSGV.100.4211HA
125	RSGV-F	RSGV.125.4211	N/A	RSGV.125.4221	RSGV.125.4312	RSGV.125.4211LS	RSGV.125.4211HA
150	RSGV-F	RSGV.150.4211	N/A	RSGV.150.4221	RSGV.150.4312	RSGV.150.4211LS	RSGV.150.4211HA
200	RSGV-F	RSGV.200.4211	N/A	RSGV.200.4221	RSGV.200.4312	RSGV.200.4211LS	RSGV.200.4211HA
250	RSGV-F	RSGV.250.4211	N/A	RSGV.250.4221	RSGV.250.4312	RSGV.250.4211LS	RSGV.250.4211HA
300	RSGV-F	RSGV.300.4211	N/A	RSGV.300.4221	RSGV.300.4312	RSGV.300.4211LS	RSGV.300.4211HA
350	RSGV-F	RSGV.350.4211	N/A	N/A	N/A	RSGV.350.4211LS	RSGV.350.4211HA
400	RSGV-F	RSGV.400.4211	N/A	N/A	N/A	RSGV.400.4211LS	RSGV.400.4211HA
450	RSGV-F	RSGV.450.4211	RSGV.450.4212	N/A	N/A	N/A	RSGV.450.4211HA
500	RSGV-F	RSGV.500.4211	RSGV.500.4212	N/A	N/A	N/A	RSGV.500.4211HA
600	RSGV-F	RSGV.600.4211	RSGV.600.4212	N/A	N/A	N/A	RSGV.600.4211HA
700	RSGV-F	N/A	RSGV.700.4212	N/A	N/A	N/A	N/A
800	RSGV-F	N/A	RSGV.800.4212	N/A	N/A	N/A	N/A
900	RSGV-F	N/A	RSGV.900.4212	N/A	N/A	N/A	N/A
1000	RSGV-F	N/A	RSGV.1000.4212	N/A	N/A	N/A	N/A
1200	RSGV-F	N/A	RSGV.1200.4212	N/A	N/A	N/A	N/A

VALVES WITH HAND-WHEEL / FACE TO FACE ACC. TO EN558-1 SERIE 15 (F-5) UNDER REQUEST

## RESILIENT SEAT GATE VALVES - PN-16 ENDS FOR PVC PIPE CONECTION / SCREWED ENDS



**BODY:** DUCTILE IRON GJS500  
**GATE:** DUCTILE IRON GJS500 + EPDM  
**STEM:** SS 420  
**COATING:** EPOXY 250µm.



TF-RSGV-PVC

TF-RSGV-T

ND	CODE	PN16
63	RSGV-PVC	RSGV.063.4211PVC
75	RSGV-PVC	RSGV.075.4211PVC
90	RSGV-PVC	RSGV.090.4211PVC
110	RSGV-PVC	RSGV.110.4211PVC
125	RSGV-PVC	RSGV.125.4211PVC
140	RSGV-PVC	RSGV.140.4211PVC
160	RSGV-PVC	RSGV.160.4211PVC
200	RSGV-PVC	RSGV.200.4211PVC
225	RSGV-PVC	RSGV.225.4211PVC
250	RSGV-PVC	RSGV.250.4211PVC
315	RSGV-PVC	RSGV.315.4211PVC

ND	CODE	PN16
3/4"	RSGV-T	RSGV.020.4211T
1"	RSGV-T	RSGV.025.4211T
1 1/4"	RSGV-T	RSGV.032.4211T
1 1/2"	RSGV-T	RSGV.040.4211T
2"	RSGV-T	RSGV.050.4211T



WITH TOP CAP UNDER REQUEST

## GATE VALVES

TF-RSGV-RS-UL

### RISING STEM RESILIENT SEAT GATE VALVES PN16 FM/UL



**BODY:** DUCTILE IRON GJS450-10  
**GATE:** DUCTILE IRON GJS450-10 + EPDM  
**SHAFT:** SS 304  
**ENDS:** FLANGED DIN PN-16 / GROOVED  
**COATING:** EPOXY 250µm RAL 3000



ND	CODE	FLANGED
50	RSGV-RS-F-UL	RSGV.050.4211HAUL
65	RSGV-RS-F-UL	RSGV.065.4211HAUL
80	RSGV-RS-F-UL	RSGV.080.4211HAUL
100	RSGV-RS-F-UL	RSGV.100.4211HAUL
125	RSGV-RS-F-UL	RSGV.125.4211HAUL
150	RSGV-RS-F-UL	RSGV.150.4211HAUL
200	RSGV-RS-F-UL	RSGV.200.4213HAUL
250	RSGV-RS-F-UL	RSGV.250.4213HAUL
300	RSGV-RS-F-UL	RSGV.300.4213HAUL

ND	CODE	GROOVED
60	RSGV-RS-G-UL	RSGV.063.4211HAGUL
76 (73)	RSGV-RS-G-UL	RSGV.075.4211HAGUL
89	RSGV-RS-G-UL	RSGV.090.4211HAGUL
114	RSGV-RS-G-UL	RSGV.110.4211HAGUL
140 (141)	RSGV-RS-G-UL	RSGV.140.4211HAGUL
165	RSGV-RS-G-UL	RSGV.160.4211HAGUL
168	RSGV-RS-G-UL	RSGV.170.4213HAGUL
219	RSGV-RS-G-UL	RSGV.215.4213HAGUL

TF-RSGV-NRS-UL

### NON-RISING STEM RESILIENT SEAT GATE VALVES PN16 FM/UL



**BODY:** DUCTILE IRON GJS450-10  
**GATE:** DUCTILE IRON GJS450-10 + EPDM  
**SHAFT:** SS 304  
**ENDS:** FLANGED DIN PN-16 / GROOVED  
**COATING:** EPOXY 250µm RAL 3000



ND	CODE	FLANGES
50	RSGV-NRS-F-UL	RSGV.050.4211NRSUL
65	RSGV-NRS-F-UL	RSGV.065.4211NRSUL
80	RSGV-NRS-F-UL	RSGV.080.4211NRSUL
100	RSGV-NRS-F-UL	RSGV.100.4211NRSUL
125	RSGV-NRS-F-UL	RSGV.125.4211NRSUL
150	RSGV-NRS-F-UL	RSGV.150.4211NRSUL
200	RSGV-NRS-F-UL	RSGV.200.4213NRSUL
250	RSGV-NRS-F-UL	RSGV.250.4213NRSUL
300	RSGV-NRS-F-UL	RSGV.300.4213NRSUL

ND	CODE	FOR IND. POST
50	RSGV-NRS-F-UL	N/A
65	RSGV-NRS-F-UL	N/A
80	RSGV-NRS-F-UL	N/A
100	RSGV-NRS-F-UL	RSGV.100.4211NRS-PUL
125	RSGV-NRS-F-UL	RSGV.125.4211NRS-PUL
150	RSGV-NRS-F-UL	RSGV.150.4211NRS-PUL
200	RSGV-NRS-F-UL	RSGV.200.4213NRS-PUL
250	RSGV-NRS-F-UL	RSGV.250.4213NRS-PUL
300	RSGV-NRS-F-UL	RSGV.300.4213NRS-PUL

TF-GV-T-UL

### BRONZE GATE VALVE FM/UL PN12 - ROSCA NPT

**BODY:** BRONZE  
**DISC:** BRONZE  
**STEM:** BRASS



ND	CODE	SCREWED NPT
3/4"	GV-T-UL	GV.020.66NPUL
1"	GV-T-UL	GV.025.66NPUL
1-1/4"	GV-T-UL	GV.032.66NPUL
1-1/2"	GV-T-UL	GV.040.66NPUL
2"	GV-T-UL	GV.050.66NPUL

### INDICATOR POST FOR GATE VALVE FM/UL



**VERTICAL**  
 LENGHT = 1470 mm



**HORIZONTAL**  
 LENGHT = 588 mm

**CODE**  
 IPV-UL

**CODE**  
 IPH-UL

ACCESSORIES



## GATE VALVES

TF-MGV-F

### NON-RISING STEM GATE VALVE METAL TO METAL SEAT

**BODY:** CAST IRON GJL250

**SEAT:** BRASS

**STEM:** SS 420

**FLANGED:** DIN PN-10

**COATING:** GREY RAL 7011, 90µm

ND	CODE	FLANGES
40	MGV-F	MGV.040.4211
50	MGV-F	MGV.050.4211
65	MGV-F	MGV.065.4211
80	MGV-F	MGV.080.4211
100	MGV-F	MGV.100.4211
125	MGV-F	MGV.125.4211
150	MGV-F	MGV.150.4211
200	MGV-F	MGV.200.4211
250	MGV-F	MGV.250.4211
300	MGV-F	MGV.300.4211



FACE to FACE Acc. To EN 558-1 SERIES 14

### RISING STEM GATE VALVE METAL TO METAL SEAT PN-16

**BODY:** DUCTILE IRON GJS500

**SEAT:** BRASS / S.STEEL

**STEM:** SS 420

**FLANGED:** DIN PN-16

**COATING:** GREY RAL 7011, 90µm

ND	CODE	BRASS SEAT	CODE	S.S. SEAT
40	MGV-RS-F	MGV.040.5211HA	MGV-RS-SS-F	MGV.040.5221HA
50	MGV-RS-F	MGV.050.5211HA	MGV-RS-SS-F	MGV.050.5221HA
65	MGV-RS-F	MGV.065.5211HA	MGV-RS-SS-F	MGV.065.5221HA
80	MGV-RS-F	MGV.080.5211HA	MGV-RS-SS-F	MGV.080.5221HA
100	MGV-RS-F	MGV.100.5211HA	MGV-RS-SS-F	MGV.100.5221HA
125	MGV-RS-F	MGV.125.5211HA	MGV-RS-SS-F	MGV.125.5221HA
150	MGV-RS-F	MGV.150.5211HA	MGV-RS-SS-F	MGV.150.5221HA
200	MGV-RS-F	MGV.200.5213HA	MGV-RS-SS-F	MGV.200.5223HA
250	MGV-RS-F	MGV.250.5213HA	MGV-RS-SS-F	MGV.250.5223HA
300	MGV-RS-F	MGV.300.5213HA	MGV-RS-SS-F	MGV.300.5223HA



FACE to FACE Acc. To EN 558-1 SERIES 14

TF-MGV-RS

### RISING STEM GATE VALVE MADE IN C.STEEL PN-16

**BODY:** C.STEEL A-216 WCB

**SEAT:** S.STEEL F6 XU Trim.8 STELLITED SEAT

**STEM:** SS 420

**FLANGED:** DIN PN-16

PN-25/40/64/100 Under Request

ND	CODE	PN-16
50	MGVCS-F-DIN	MGVCS.050.6211HA
65	MGVCS-F-DIN	MGVCS.065.6211HA
80	MGVCS-F-DIN	MGVCS.080.6211HA
100	MGVCS-F-DIN	MGVCS.100.6211HA
125	MGVCS-F-DIN	MGVCS.125.6211HA
150	MGVCS-F-DIN	MGVCS.150.6211HA
200	MGVCS-F-DIN	MGVCS.200.6213HA
250	MGVCS-F-DIN	MGVCS.250.6213HA
300	MGVCS-F-DIN	MGVCS.300.6213HA



ATEX Marking = 10 €/Pc.

TF-MGVCS-F

## GATE VALVES

TF-MGV-F

### STAINLESS STEEL GATE VALVES METAL TO METAL SEAT

**BODY:** S.STEEL CF8M  
**GATE:** S.STEEL CF8M  
**STEM:** S.STEEL 316  
**FLANGED:** DIN PN-16  
**PACKING:** PTFE

ND	CODE	FLANGED
50	MGV-SS-316-F	MGVSS.050.1212
65	MGV-SS-316-F	MGVSS.065.1212
80	MGV-SS-316-F	MGVSS.080.1212
100	MGV-SS-316-F	MGVSS.100.1212
125	MGV-SS-316-F	MGVSS.125.1212
150	MGV-SS-316-F	MGVSS.150.1212
200	MGV-SS-316-F	MGVSS.200.1212
250	MGV-SS-316-F	MGVSS.250.1212
300	MGV-SS-316-F	MGVSS.300.1212



OTHER DIAMETERS UNDER REQUEST

**BODY:** S.STEEL CF8M  
**GATE:** S.STEEL CF8M  
**STEM:** S.STEEL 316  
**SCREWED:** BSP  
**PACKING:** PTFE



TF-GV-SS-T

ND	CODE	SCREWED
1/2"	MGV-SS-T	GVSS.015.171G
3/4"	MGV-SS-T	GVSS.020.171G
1"	MGV-SS-T	GVSS.025.171G
1 1/4"	MGV-SS-T	GVSS.032.171G
1 1/2"	MGV-SS-T	GVSS.040.171G
2"	MGV-SS-T	GVSS.050.171G

TF-NRSGV-SH

### NON RISING STEM GATE VALVE BRONZE METAL TO METAL SEAT FLANGED PN-16

**BODY:** CAST IRON GJL250  
**SEAT:** BRONZE RG5  
**STEM:** BRASS ASTM B16  
**PACKING:** GRAPHITE  
**COATING:** GREEN RAL 6020, 120 µm

ND	CODE	CODE
40	NRSGV-SH-L	NRSGV.040.4233
50	NRSGV-SH-L	NRSGV.050.4233
65	NRSGV-SH-L	NRSGV.065.4233
80	NRSGV-SH-L	NRSGV.080.4233
100	NRSGV-SH-L	NRSGV.100.4233
125	NRSGV-SH-L	NRSGV.125.4233
150	NRSGV-SH-L	NRSGV.150.4233
200	NRSGV-SH-L	NRSGV.200.4233
250	NRSGV-SH-L	NRSGV.250.4233
300	NRSGV-SH-L	NRSGV.300.4233



FACE to FACE Acc. To EN 558-1 SERIES 14

TF-MGVCS-F

### RISING STEM GATE VALVE MADE IN C.STEEL ANSI 150#/300#

**BODY:** C.STEEL A-216 WCB  
**SEAT:** S.STEEL F6 XU Trim.8 STELLITED SEAT  
**STEM:** SS 420  
**FLANGED:** ANSI-150#/300# RF

ND	CODE	150#	CODE	300#
2"	MGVCS-150-F	MGVCS.050.3215	MGVCS-300-F	MGVCS.050.3216
3"	MGVCS-150-F	MGVCS.080.3215	MGVCS-300-F	MGVCS.080.3216
4"	MGVCS-150-F	MGVCS.100.3215	MGVCS-300-F	MGVCS.100.3216
6"	MGVCS-150-F	MGVCS.150.3215	MGVCS-300-F	MGVCS.150.3216
8"	MGVCS-150-F	MGVCS.200.3215	MGVCS-300-F	MGVCS.200.3216
10"	MGVCS-150-F	MGVCS.250.3215	MGVCS-300-F	MGVCS.250.3216
12"	MGVCS-150-F	MGVCS.300.3215	MGVCS-300-F	MGVCS.300.3216
14"	MGVCS-150-F	MGVCS.350.3215	MGVCS-300-F	MGVCS.350.3216
16"	MGVCS-150-F	MGVCS.400.3215	MGVCS-300-F	MGVCS.400.3216
18"	MGVCS-150-F	MGVCS.450.3215	MGVCS-300-F	MGVCS.450.3216
20"	MGVCS-150-F	MGVCS.500.3215	MGVCS-300-F	MGVCS.500.3216



ATEX Group II Category 2 G/2D Zone 1 & 21 Zone 2 & 22  
**ATEX Marking = 10 €/Pc.**

# KNIFE GATE VALVES

## KNIFE VALVE WAFER TYPE FOR FLANGES DIN PN-10 / ANSI 150#



**BODY:** CAST IRON GJL250  
**BLADE:** S.STEEL 304  
**SEAT:** METAL/METAL or NBR Standard  
**SHAFT:** S.STEEL 13%Cr  
**PACKING:** PTFE  
**OPERATION:** HAND-WHEEL  
 EPDM SEAT ON REQUEST



TF-KGV-CI-W

ND	CODE	METAL SEAT	NBR SEAT	ANSI 150# (*)	HAND-LEVER	LIMIT SWITCH	BIDIRECTIONAL
50	KGV-CI-W	KGVCIW.050.4111	KGVCIW.050.4121	KGVCIW.050.4315	KGVCIW.050.4111L	KGVCIW.050.4111LS	KGVCIW.050.4111B
65	KGV-CI-W	KGVCIW.065.4111	KGVCIW.065.4121	KGVCIW.065.4315	KGVCIW.065.4111L	KGVCIW.065.4111LS	KGVCIW.065.4111B
80	KGV-CI-W	KGVCIW.080.4111	KGVCIW.080.4121	KGVCIW.080.4315	KGVCIW.080.4111L	KGVCIW.080.4111LS	KGVCIW.080.4111B
100	KGV-CI-W	KGVCIW.100.4111	KGVCIW.100.4121	KGVCIW.100.4315	KGVCIW.100.4111L	KGVCIW.100.4111LS	KGVCIW.100.4111B
125	KGV-CI-W	KGVCIW.125.4111	KGVCIW.125.4121	KGVCIW.125.4315	KGVCIW.125.4111L	KGVCIW.125.4111LS	KGVCIW.125.4111B
150	KGV-CI-W	KGVCIW.150.4111	KGVCIW.150.4121	KGVCIW.150.4315	KGVCIW.150.4111L	KGVCIW.150.4111LS	KGVCIW.150.4111B
200	KGV-CI-W	KGVCIW.200.4111	KGVCIW.200.4121	KGVCIW.200.4315	KGVCIW.200.4111L	KGVCIW.200.4111LS	KGVCIW.200.4111B
250	KGV-CI-W	KGVCIW.250.4111	KGVCIW.250.4121	KGVCIW.250.4315	KGVCIW.250.4111L	KGVCIW.250.4111LS	KGVCIW.250.4111B
300	KGV-CI-W	KGVCIW.300.4111	KGVCIW.300.4121	KGVCIW.300.4315	KGVCIW.300.4111L	KGVCIW.300.4111LS	KGVCIW.300.4111B
350	KGV-CI-W	KGVCIW.350.4111	KGVCIW.350.4121	KGVCIW.350.4315	N/A	N/A	KGVCIW.350.4111B
400	KGV-CI-W	KGVCIW.400.4111	KGVCIW.400.4121	KGVCIW.400.4315	N/A	N/A	KGVCIW.400.4111B
450	KGV-CI-W	KGVCIW.450.4111	KGVCIW.450.4121	KGVCIW.450.4315	N/A	N/A	N/A
500	KGV-CI-W	KGVCIW.500.4111	KGVCIW.500.4121	KGVCIW.500.4315	N/A	N/A	N/A
600	KGV-CI-W	KGVCIW.600.4111	KGVCIW.600.4121	KGVCIW.600.4315	N/A	N/A	N/A

(\*) EPDM SEAT

## KNIFE VALVE WAFER TYPE FOR FLANGES DIN PN-10



**BODY:** S.STEEL CF8M  
**BLADE:** S.STEEL 316  
**SEAT:** METAL/METAL or EPDM Standard  
**SHAFT:** S.STEEL 13%Cr  
**PACKING:** PTFE  
**OPERATION:** HAND-WHEEL  
 NBR SEAT ON REQUEST



TF-KGV-SS-W

ND	CODE	METAL/METAL	EPDM SEAT	HAND-LEVER
50	KGV-SS-W	KGVCIW.050.1111	KGVCIW.050.1311	KGVCIW.050.1111L
65	KGV-SS-W	KGVCIW.065.1111	KGVCIW.065.1311	KGVCIW.065.1111L
80	KGV-SS-W	KGVCIW.080.1111	KGVCIW.080.1311	KGVCIW.080.1111L
100	KGV-SS-W	KGVCIW.100.1111	KGVCIW.100.1311	KGVCIW.100.1111L
125	KGV-SS-W	KGVCIW.125.1111	KGVCIW.125.1311	KGVCIW.125.1111L
150	KGV-SS-W	KGVCIW.150.1111	KGVCIW.150.1311	KGVCIW.150.1111L
200	KGV-SS-W	KGVCIW.200.1111	KGVCIW.200.1311	KGVCIW.200.1111L
250	KGV-SS-W	KGVCIW.250.1111	KGVCIW.250.1311	KGVCIW.250.1111L
300	KGV-SS-W	KGVCIW.300.1111	KGVCIW.300.1311	KGVCIW.300.1111L
350	KGV-SS-W	KGVCIW.350.1111	KGVCIW.350.1311	N/A
400	KGV-SS-W	KGVCIW.400.1111	KGVCIW.400.1311	N/A
450	KGV-SS-W	KGVCIW.450.1111	KGVCIW.450.1311	N/A
500	KGV-SS-W	KGVCIW.500.1111	KGVCIW.500.1311	N/A
600	KGV-SS-W	KGVCIW.600.1111	KGVCIW.600.1311	N/A

OTHER FIGURES AND ACCESORIES

ON REQUEST



GEAR-BOX OPERATION AND BIGGER DIAMETERS ON REQUEST.

# CHECK VALVES

## BALL CHECK VALVES PN-10 FLANGED DIN PN-10/16 & SCREWED BSP

TF-BCV-F

TF-BCV-T



**CUERPO:** F. DÚCTIL GJS500 (DN50-DN400)

**BALL:** DN50-DN100 (ALUMINUM+NBR)  
DN125-DN400 (GJS400 + NBR)

**JOINT:** NBR

**BOLTS:** S.STEEL 304

**COATING:** EPOXY 250µm.



ND	CODE	FLANGED
40	BCV-F	BCV.040.4101
50	BCV-F	BCV.050.4101
65	BCV-F	BCV.065.4101
80	BCV-F	BCV.080.4101
100	BCV-F	BCV.100.4101
125	BCV-F	BCV.125.4101
150	BCV-F	BCV.150.4101
200 (*)	BCV-F	BCV.200.4101
250 (*)	BCV-F	BCV.250.4101
300 (*)	BCV-F	BCV.300.4101
350 (*)	BCV-F	BCV.350.4101
400 (*)	BCV-F	BCV.400.4101
500 (*)	BCV-F	BCV.500.4101

ND	CODE	SCREWED
11/4"	BCV-T	BCV.032.410G
11/2"	BCV-T	BCV.040.410G
2"	BCV-T	BCV.050.410G
21/2"	BCV-T	BCV.065.410G
3"	BCV-T	BCV.080.410G

(\*) FLANGED DIN PN-10. / FLANGED DIN PN-16 ON REQUEST.  
OTHER DIAMETERS ON REQUEST.

TF-DPCV-W

## DUAL PLATE CHECK VALVE WAFER TYPE PN-16 / PN-25

**BODY:** CAST IRON GJL250 / S.STEEL CF-8M.

**DISCS:** S.STEEL 316 / ALUMINUM-BRONZE / DUCTILE IRON GJS400 (PN25).

**SEAT:** NBR / EPDM / FKM (Full S.Steel type).

**SHAFT & SPRINGS:** S.STEEL 304 /316



ND	CODE PN10/16	SS 316 DISCS	ALU-BRONZE	S.STEEL CF-8M
40	DPCV-W	DPCV.040.4700		
50	DPCV-W	DPCV.050.4700	DPCV.050.4601	DPCV.050.1700
65	DPCV-W	DPCV.065.4700	DPCV.065.4601	DPCV.065.1700
80	DPCV-W	DPCV.080.4700	DPCV.080.4601	DPCV.080.1700
100	DPCV-W	DPCV.100.4700	DPCV.100.4601	DPCV.100.1700
125	DPCV-W	DPCV.125.4700	DPCV.125.4601	DPCV.125.1700
150	DPCV-W	DPCV.150.4700	DPCV.150.4601	DPCV.150.1700
200	DPCV-W	DPCV.200.4700	DPCV.200.4601	DPCV.200.1700
250	DPCV-W	DPCV.250.4700	DPCV.250.4601	DPCV.250.1700
300	DPCV-W	DPCV.300.4700	DPCV.300.4601	DPCV.300.1700
350	DPCV-W	DPCV.350.5700	N/A	DPCV.350.5700
400	DPCV-W	DPCV.400.5700	N/A	DPCV.400.5700
450	DPCV-W	DPCV.450.5700	N/A	DPCV.450.5700
500	DPCV-W	DPCV.500.5700	N/A	DPCV.500.5700
600	DPCV-W	DPCV.600.5700	N/A	DPCV.600.5700

PN-25	GJS400
DPCVDI25-W	DPCV.040.4530
DPCVDI25-W	DPCV.050.4530
DPCVDI25-W	DPCV.065.4530
DPCVDI25-W	DPCV.080.4530
DPCVDI25-W	DPCV.100.4530
DPCVDI25-W	DPCV.125.4530
DPCVDI25-W	DPCV.150.4530
DPCVDI25-W	DPCV.200.4530
DPCVDI25-W	DPCV.250.4530
DPCVDI25-W	DPCV.300.4530
DPCVDI25-W	ON REQUEST
DPCVDI25-W	ON REQUEST
DPCVDI25-W	ON REQUEST
DPCVDI25-W	ON REQUEST
DPCVDI25-W	ON REQUEST

OTHER DIAMETERS & CONSTRUCTIVE MATERIALS ON REQUEST.

# CHECK VALVES

## DISC CHECK VALVE WAFER TYPE PN40/150#/300# - 3 PIECES BSP-NPT-SW-BW

TF-DCV-W



**BODY:** S.STEEL CF8M  
**DISC:** S.STEEL 316

**SEAT:** METAL / METAL  
**SPRING:** S.STEEL 316



TF-3PDCV

ND	CODE	CODE	CODE	CODE
15	DCV-W	DCVW.015.111	3PDCV	3PDCV.015.171
20	DCV-W	DCVW.020.111	3PDCV	3PDCV.020.171
25	DCV-W	DCVW.025.111	3PDCV	3PDCV.025.171
32	DCV-W	DCVW.032.111	3PDCV	3PDCV.032.171
40	DCV-W	DCVW.040.111	3PDCV	3PDCV.040.171
50	DCV-W	DCVW.050.111	3PDCV	3PDCV.050.171
65	DCV-W	DCVW.065.111	3PDCV	3PDCV.065.171
80	DCV-W	DCVW.080.111	3PDCV	3PDCV.080.171
100	DCV-W	DCVW.100.111	3PDCV	3PDCV.100.171



**ATEX**  
ATEX Marking = 10 €/Pc.

DIAMETERS 125/150/200 ON REQUEST.

TF-WSCV-CS



## CHECK VALVE WAFER TYPE PN-10 / PN-16

**BODY:** CARBON STEEL CROMIUM PLATED / S.STEEL CF8M  
**GATE:** CARBON STEEL CROMIUM PLATED / S.STEEL CF8M  
**SEAT:** NBR-EPDM / FKM (S.Steel type).



TF-WSCV-SS

ND	CODE	STEEL/NBR	CODE	C.STEEL/EPDM	CODE	S.STEEL/FKM
40	WSCVCS-NBR	WSCVCS.040.322	WSCVCS-EPDM	WSCVCS.040.312	WSCVSS-FKM	WSCVCS.040.162
50	WSCVCS-NBR	WSCVCS.050.322	WSCVCS-EPDM	WSCVCS.050.312	WSCVSS-FKM	WSCVCS.050.162
65	WSCVCS-NBR	WSCVCS.065.322	WSCVCS-EPDM	WSCVCS.065.312	WSCVSS-FKM	WSCVCS.065.162
80	WSCVCS-NBR	WSCVCS.080.322	WSCVCS-EPDM	WSCVCS.080.312	WSCVSS-FKM	WSCVCS.080.162
100	WSCVCS-NBR	WSCVCS.100.322	WSCVCS-EPDM	WSCVCS.100.312	WSCVSS-FKM	WSCVCS.100.162
125	WSCVCS-NBR	WSCVCS.125.322	WSCVCS-EPDM	WSCVCS.125.312	WSCVSS-FKM	WSCVCS.125.162
150	WSCVCS-NBR	WSCVCS.150.322	WSCVCS-EPDM	WSCVCS.150.312	WSCVSS-FKM	WSCVCS.150.162
200	WSCVCS-NBR	WSCVCS.200.322	WSCVCS-EPDM	WSCVCS.200.312	WSCVSS-FKM	WSCVCS.200.162
250	WSCVCS-NBR	WSCVCS.250.322	WSCVCS-EPDM	WSCVCS.250.312	WSCVSS-FKM	WSCVCS.250.162
300	WSCVCS-NBR	WSCVCS.300.322	WSCVCS-EPDM	WSCVCS.300.312	WSCVSS-FKM	WSCVCS.300.162
350	WSCVCS-NBR	N/A	WSCVCS-EPDM	WSCVCS.350.312	WSCVSS-FKM	WSCVCS.350.162
400	WSCVCS-NBR	N/A	WSCVCS-EPDM	WSCVCS.400.312	WSCVSS-FKM	WSCVCS.400.162
450	WSCVCS-NBR	N/A	WSCVCS-EPDM	WSCVCS.450.312	WSCVSS-FKM	WSCVCS.450.162
500	WSCVCS-NBR	N/A	WSCVCS-EPDM	WSCVCS.500.312	WSCVSS-FKM	WSCVCS.500.162
600	WSCVCS-NBR	N/A	WSCVCS-EPDM	WSCVCS.600.312	WSCVSS-FKM	WSCVCS.600.162

## SWING CHECK VALVE PN16 SCREWED BSP

**BODY:** S.STEEL CF8M  
**PIN:** S.STEEL 316

**GATE:** S.STEEL CF8M  
**JOINT:** PTFE

ND	CODE	PN-16
1/4"	SCVSS-T	SCVSS.006.171G
3/8"	SCVSS-T	SCVSS.010.171G
1/2"	SCVSS-T	SCVSS.015.171G
3/4"	SCVSS-T	SCVSS.020.171G
1"	SCVSS-T	SCVSS.025.171G
1 1/4"	SCVSS-T	SCVSS.032.171G
1 1/2"	SCVSS-T	SCVSS.040.171G
2"	SCVSS-T	SCVSS.050.171G



ND	CODE	PN-16
2 1/2"	SCVSS-T	SCVSS.065.171G
3"	SCVSS-T	SCVSS.080.171G
4"	SCVSS-T	SCVSS.100.171G

TF-SCVSS-T



# CHECK VALVES

TF-SCV-F

## SWING CHECK VALVE WITH RESILIENT SEAT PN16 FLANGED DIN PN-10/16

**BODY & COVER:** DUCTILE IRON GJS500.

**GATE:** DUCTILE IRON GJS500 + EPDM

**COATING:** EPOXY 250µm.

ND	CODE	PN-10	PN-16
50	SCV-F	SCV.050.4201	SCV.050.4201
65	SCV-F	SCV.065.4201	SCV.065.4201
80	SCV-F	SCV.080.4201	SCV.080.4201
100	SCV-F	SCV.100.4201	SCV.100.4201
125	SCV-F	SCV.125.4201	SCV.125.4201
150	SCV-F	SCV.150.4201	SCV.150.4201
200	SCV-F	SCV.200.4201	SCV.200.4203
250	SCV-F	SCV.250.4201	SCV.250.4203
300	SCV-F	SCV.300.4201	SCV.300.4203



RUBBER VULCANIZED FLAP

BIGGER SIZES ON REQUEST.

TF-SCV-M-F

## SWING CHECK VALVE PN16 FLANGED PN-16

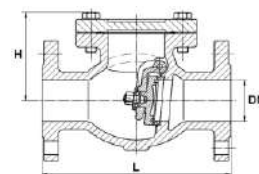
**BODY & COVER:** CAST IRON GJL250

**GATE:** CAST IRON GJL250

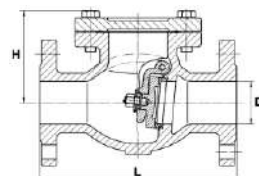
**STEM:** S.STEEL 304

**SEAT:** BRASS / BRASS + EPDM JOINT

**COATING:** RAL 7011 90µm.



METAL SEAT: Max. Temperature 120°C



EPDM SEAT: Max. Temperature 80°C

ND	CODE	METAL SEAT	CODE	EPDM SEAT
40	SCV-M-F	SCVM.040.4201	SCV-MJ-F	SCVMJ.040.4201
50	SCV-M-F	SCVM.050.4201	SCV-MJ-F	SCVMJ.050.4201
65	SCV-M-F	SCVM.065.4201	SCV-MJ-F	SCVMJ.065.4201
80	SCV-M-F	SCVM.080.4201	SCV-MJ-F	SCVMJ.080.4201
100	SCV-M-F	SCVM.100.4201	SCV-MJ-F	SCVMJ.100.4201
125	SCV-M-F	SCVM.125.4201	SCV-MJ-F	SCVMJ.125.4201
150	SCV-M-F	SCVM.150.4201	SCV-MJ-F	SCVMJ.150.4201
200	SCV-M-F	SCVM.200.4203	SCV-MJ-F	SCVMJ.200.4203

TF-SCV-MG-F

TF-SCV-F150

## SWING CHECK VALVE C.STEEL ANSI 150/300#

**BODY:** C.STEEL A-216WCB

**SEAT:** S.STEEL F6 XU Trim.8 STELLITED SEAT.

**STEM:** S.STEEL 420

**FLANGES:** ANSI-150#/300# RF

ND	CODE	150#	CODE	300#
2"	SCV-F150	SCVCS.050.3205	SCV-F300	SCVCS.050.3206
3"	SCV-F150	SCVCS.080.3205	SCV-F300	SCVCS.080.3206
4"	SCV-F150	SCVCS.100.3205	SCV-F300	SCVCS.100.3206
6"	SCV-F150	SCVCS.150.3205	SCV-F300	SCVCS.150.3206
8"	SCV-F150	SCVCS.200.3205	SCV-F300	SCVCS.200.3206
10"	SCV-F150	SCVCS.250.3205	SCV-F300	SCVCS.250.3206
12"	SCV-F150	SCVCS.300.3205	SCV-F300	SCVCS.300.3206



ATEX Group II Category 2 G/2D Zone 1 & 21 Zone 2 & 22  
ATEX Marking = 10 €/Pc.

TF-SCV-F300

# CHECK VALVES

TF-FTV-F

## FOOT VALVE PN16 WITH STRAINER FLANGED DIN PN-16

**BODY:** CAST IRON GJL250

**DISC:** S. STEEL 304

**JOINT:** EPDM

**STRAINER:** GALVANIZED STEEL Mesh 6 mm.

**SHAFT:** S.STEEL 416

**COATING:** EPOXY 80µm

ND	CODE	CODE
50	FTV-F	FTV.050.4201
65	FTV-F	FTV.065.4201
80	FTV-F	FTV.080.4201
100	FTV-F	FTV.100.4201
125	FTV-F	FTV.125.4201
150	FTV-F	FTV.150.4201
200	FTV-F	FTV.200.4203
250	FTV-F	FTV.250.4203

BIGGER SIZES ON REQUEST.



Max. Temperature: 110°C



S.STEEL 304 STRAINER Mesh 6 mm.

### STRAINER FOR FOOT VALVE MADE IN S.STEEL 304 Mesh 6 mm.

DN	50	65	80	100	125	150	200
SS-304	FTVSP.050.11	FTVSP.065.11	FTVSP.080.11	FTVSP.100.11	FTVSP.125.11	FTVSP.150.11	FTVSP.200.11

## LIFT CHECK VALVE C.STEEL FLANGED DIN PN16 / PN40

**BODY & BONNET:** C.STEEL GS-C25

**DISC:** C22.8+13%Cr

**SPRING:** S.STEEL F304

**SEAT:** S.STEEL 304 + GRAPHITE

**BOLTS:** A193 B7

TF-LCV-F

ND	CODE	PN-16	CODE	PN-40
15	LCV-F16	LCV.015.3214	LCV-F40	LCV.015.3214
20	LCV-F16	LCV.020.3214	LCV-F40	LCV.020.3214
25	LCV-F16	LCV.025.3214	LCV-F40	LCV.025.3214
32	LCV-F16	LCV.032.3214	LCV-F40	LCV.032.3214
40	LCV-F16	LCV.040.3214	LCV-F40	LCV.040.3214
50	LCV-F16	LCV.050.3214	LCV-F40	LCV.050.3214
65	LCV-F16	LCV.065.3212	LCV-F40	LCV.065.3214
80	LCV-F16	LCV.080.3212	LCV-F40	LCV.080.3214
100	LCV-F16	LCV.100.3212	LCV-F40	LCV.100.3214
125	LCV-F16	LCV.125.3212	LCV-F40	LCV.125.3214
150	LCV-F16	LCV.150.3212	LCV-F40	LCV.150.3214
200	LCV-F16	LCV.200.3212	LCV-F40	LCV.200.3214
250	LCV-F16	LCV.250.3212	LCV-F40	LCV.250.3214
300	LCV-F16	LCV.300.3212	LCV-F40	LCV.300.3214



## GLOBE VALVES

TF-GLV-SS-F

### STAINLESS STEEL GLOBE VALVES METAL TO METAL SEAT PN16

**BODY:** S.STEEL CF8M

**STEM:** S.STEEL 316

**PACKING:** PTFE

ND	CODE	PN-16
15	GLV-SS-F	GLVSS.015.1212
20	GLV-SS-F	GLVSS.020.1212
25	GLV-SS-F	GLVSS.025.1212
32	GLV-SS-F	GLVSS.032.1212
40	GLV-SS-F	GLVSS.040.1212
50	GLV-SS-F	GLVSS.050.1212
65	GLV-SS-F	GLVSS.065.1212
80	GLV-SS-F	GLVSS.080.1212
100	GLV-SS-F	GLVSS.100.1212
125	GLV-SS-F	GLVSS.125.1212
150	GLV-SS-F	GLVSS.150.1212
200	GLV-SS-F	GLVSS.200.1212



OTHER DIAMETERS ON REQUEST

**BODY:** S.STEEL CF8M

**STEM:** S.STEEL 316

**PACKING:** PTFE

**SCREWED:** BSP



TF-GLV-SS-T

ND	CODE	CODE
1/2"	GLV-SS-T	GLVSS.015.171G
3/4"	GLV-SS-T	GLVSS.020.171G
1"	GLV-SS-T	GLVSS.025.171G
1 1/4"	GLV-SS-T	GLVSS.032.171G
1 1/2"	GLV-SS-T	GLVSS.040.171G
2"	GLV-SS-T	GLVSS.050.171G

TF-GLVST-SH

### GLOBE VALVE & STRAIGHT GLOBE VALVE. PN-16. FLANGED DIN PN-16

**BODY:** CAST IRON GJL250

**STEM:** BRASS ASTM B584

**FLANGES:** DIN PN-16

**SEAT:** BRONZE RG5

**PACKING:** GRAPHITE

**COATING:** GREEN RAL 6020, 120µm

ND	CODE	GLOBE	CODE	GLOBE/STRAIGHT
15	GLVST-SH-F	GLVST.015.4233	GLVST-SDNR-F	GLSDNR.015.4233
20	GLVST-SH-F	GLVST.020.4233	GLVST-SDNR-F	GLSDNR.020.4233
25	GLVST-SH-F	GLVST.025.4233	GLVST-SDNR-F	GLSDNR.025.4233
32	GLVST-SH-F	GLVST.032.4233	GLVST-SDNR-F	GLSDNR.032.4233
40	GLVST-SH-F	GLVST.040.4233	GLVST-SDNR-F	GLSDNR.040.4233
50	GLVST-SH-F	GLVST.050.4233	GLVST-SDNR-F	GLSDNR.050.4233
65	GLVST-SH-F	GLVST.065.4233	GLVST-SDNR-F	GLSDNR.065.4233
80	GLVST-SH-F	GLVST.080.4233	GLVST-SDNR-F	GLSDNR.080.4233
100	GLVST-SH-F	GLVST.100.4233	GLVST-SDNR-F	GLSDNR.100.4233
125	GLVST-SH-F	GLVST.125.4233	GLVST-SDNR-F	GLSDNR.125.4233
150	GLVST-SH-F	GLVST.150.4233	GLVST-SDNR-F	GLSDNR.150.4233
200	GLVST-SH-F	GLVST.200.4233	GLVST-SDNR-F	GLSDNR.200.4233
250	GLVST-SH-F	GLVST.250.4233	GLVST-SDNR-F	GLSDNR.250.4233
300	GLVST-SH-F	GLVST.300.4233	GLVST-SDNR-F	GLSDNR.300.4233



Optional: Drilling Acc. To ANSI or JIS

TF-GLVST-SDNR

TF-GLV-CS-150

### CARBON STEEL GLOBE VALVE FLANGED ANSI: 150#/300# RF

**BODY:** C.STEEL A-216WCB

**SEAT:** S.STEEL F6 XU Trim.8

**STEM:** S.STEEL 420

ND	CODE	150#	CODE	300#
2"	GLV-CS-150-F	GLVCS.050.3215	GLV-CS-300-F	GLVCS.050.3216
3"	GLV-CS-150-F	GLVCS.080.3215	GLV-CS-300-F	GLVCS.080.3216
4"	GLV-CS-150-F	GLVCS.100.3215	GLV-CS-300-F	GLVCS.100.3216
6"	GLV-CS-150-F	GLVCS.150.3215	GLV-CS-300-F	GLVCS.150.3216
8"	GLV-CS-150-F	GLVCS.200.3215	GLV-CS-300-F	GLVCS.200.3216
10"	GLV-CS-150-F	GLVCS.250.3215	GLV-CS-300-F	GLVCS.250.3216
12"	GLV-CS-150-F	GLVCS.300.3215	GLV-CS-300-F	GLVCS.300.3216



ATEX Marking = 10 €/Pc.

TF-GLV-CS-300

# GLOBE VALVES

TF-GLV-CI-F



## GLOBE VALVE METAL SEAT FLANGED DIN PN-16

**BODY** CAST IRON GJL250 / CARBON STEEL WCB

**SEAT:** S.STEEL 13%Cr / C.STEEL A-105 + Stellite 6

**PACKING:** GRAPHITE

**COATING:** GREY RAL 7011, 90µm / BLUE RAL 5002

**WATER** 120°C    **STEAM** 300°C



TF-GLV-CS-F

ND	CODE	HVAC	STEAM	CODE	PN-40
15	GLV-CI-F	GLVCI.015.4201	GLVCIS.015.4201	GLV-CS-F	GLVCS.015.3204
20	GLV-CI-F	GLVCI.020.4201	GLVCIS.020.4201	GLV-CS-F	GLVCS.020.3204
25	GLV-CI-F	GLVCI.025.4201	GLVCIS.025.4201	GLV-CS-F	GLVCS.025.3204
32	GLV-CI-F	GLVCI.032.4201	GLVCIS.032.4201	GLV-CS-F	GLVCS.032.3204
40	GLV-CI-F	GLVCI.040.4201	GLVCIS.040.4201	GLV-CS-F	GLVCS.040.3204
50	GLV-CI-F	GLVCI.050.4201	GLVCIS.050.4201	GLV-CS-F	GLVCS.050.3204
65	GLV-CI-F	GLVCI.065.4201	GLVCIS.065.4201	GLV-CS-F	GLVCS.065.3204
80	GLV-CI-F	GLVCI.080.4201	GLVCIS.080.4201	GLV-CS-F	GLVCS.080.3204
100	GLV-CI-F	GLVCI.100.4201	GLVCIS.100.4201	GLV-CS-F	GLVCS.100.3204
125	GLV-CI-F	GLVCI.125.4201	GLVCIS.125.4201	GLV-CS-F	GLVCS.125.3204
150	GLV-CI-F	GLVCI.150.4201	GLVCIS.150.4201	GLV-CS-F	GLVCS.150.3204
200	GLV-CI-F	GLVCI.200.4203	GLVCIS.200.4203	GLV-CS-F	GLVCS.200.3204

TF-BGLV-F



## BELLOWS SEALED VALVE

**BODY** CAST IRON GJL250 / CARBON STEEL GS-C25

**SEAT:** S.STEEL 13%Cr

**PACKING:** GRAPHITE

**BELLOW:** S.STEEL 304



TF-BGLV-CS-F

ND	CODE	GJL250 PN16	GS-C25 PN16	GS-C25 PN40
15	BGLV-F	BGLVCI.015.4201	BGLV-CS-F	BGLVCI.015.3201
20	BGLV-F	BGLVCI.020.4201	BGLV-CS-F	BGLVCI.020.3201
25	BGLV-F	BGLVCI.025.4201	BGLV-CS-F	BGLVCI.025.3201
32	BGLV-F	BGLVCI.032.4201	BGLV-CS-F	BGLVCI.032.3201
40	BGLV-F	BGLVCI.040.4201	BGLV-CS-F	BGLVCI.040.3201
50	BGLV-F	BGLVCI.050.4201	BGLV-CS-F	BGLVCI.050.3201
65	BGLV-F	BGLVCI.065.4201	BGLV-CS-F	BGLVCI.065.3201
80	BGLV-F	BGLVCI.080.4201	BGLV-CS-F	BGLVCI.080.3201
100	BGLV-F	BGLVCI.100.4201	BGLV-CS-F	BGLVCI.100.3201
125	BGLV-F	BGLVCI.125.4201	BGLV-CS-F	BGLVCI.125.3201
150	BGLV-F	BGLVCI.150.4201	BGLV-CS-F	BGLVCI.150.3201
200	BGLV-F	BGLVCI.200.4203	BGLV-CS-F	BGLVCI.200.3203
250	BGLV-F	BGLVCI.250.4203	BGLV-CS-F	BGLVCI.250.3203
300	BGLV-F	BGLVCI.300.4203	BGLV-CS-F	BGLVCI.300.3203

## BELLOWS SEALED VALVE MADE IN FORGED STEEL 600# PN-100 BSP-NPT-SW

**BODY:** FORGED STEEL A-105

**BELLOWS:** S.STEEL 321

**SEAT:** S.STEEL F6 XU Trim. 8

ND	CODE	CODE
1/2"	BGLV-T	BGLV.015.371
3/4"	BGLV-T	BGLV.020.371
1"	BGLV-T	BGLV.025.371
1 1/4"	BGLV-T	BGLV.032.371
1 1/2"	BGLV-T	BGLV.040.371
2"	BGLV-T	BGLV.050.371



Standard Port

TF-BGLV-T

## GLOBE VALVES

TF-GLVP-CI-F

### PISTON TYPE GLOBE VALVE CAST IRON GJL250 FLANGED DIN PN16

**BODY & BONNET:** CAST IRON GJL250

**PISTON:** 1.4021 / 1.4086

**SEAT RINGS:** GRAPHITE

**LANTERN:** GJL 200 + Phosphate

ND	CODE	CODE
15	GLVP-CI-F	GLVPCI.015.4201
20	GLVP-CI-F	GLVPCI.020.4201
25	GLVP-CI-F	GLVPCI.025.4201
32	GLVP-CI-F	GLVPCI.032.4201
40	GLVP-CI-F	GLVPCI.040.4201
50	GLVP-CI-F	GLVPCI.050.4201
65	GLVP-CI-F	GLVPCI.065.4201
80	GLVP-CI-F	GLVPCI.080.4201
100	GLVP-CI-F	GLVPCI.100.4201
125	GLVP-CI-F	GLVPCI.125.4201
150	GLVP-CI-F	GLVPCI.150.4201
200	GLVP-CI-F	GLVPCI.200.4203



TF-GLVP-CS-F

### PISTON TYPE GLOBE VALVE CAST STEEL FLANGED DIN PN16/40

**BODY & BONNET:** C.STEEL 1.0619

**PISTON:** 1.4021 / 1.4086

**SEAT RINGS:** GRAPHITE

**LANTERN:** GJL 200 + Phosphate

ND	CODE	CODE
15	GLVP-CS-F	GLVPCS.015.3201
20	GLVP-CS-F	GLVPCS.020.3201
25	GLVP-CS-F	GLVPCS.025.3201
32	GLVP-CS-F	GLVPCS.032.3201
40	GLVP-CS-F	GLVPCS.040.3201
50	GLVP-CS-F	GLVPCS.050.3201
65	GLVP-CS-F	GLVPCS.065.3201
80	GLVP-CS-F	GLVPCS.080.3201
100	GLVP-CS-F	GLVPCS.100.3201
125	GLVP-CS-F	GLVPCS.125.3201
150	GLVP-CS-F	GLVPCS.150.3201
200	GLVP-CS-F	GLVPCS.200.3203



TF-GLVIJ

### ISOLATION JACKET FOR GLOBE & PISTON TYPE VALVES

ND	CODE	CODE
15	GLVIJ	GLVIJ.015.0000
20	GLVIJ	GLVIJ.020.0000
25	GLVIJ	GLVIJ.025.0000
32	GLVIJ	GLVIJ.032.0000
40	GLVIJ	GLVIJ.040.0000
50	GLVIJ	GLVIJ.050.0000
65	GLVIJ	GLVIJ.065.0000
80	GLVIJ	GLVIJ.080.0000
100	GLVIJ	GLVIJ.100.0000
125	GLVIJ	GLVIJ.125.0000
150	GLVIJ	GLVIJ.150.0000

MADE IN FIBER GLASS WITH SILICONE COVER



Temperature up to 250°C



## BALANCING VALVES

### BALANCING VALVES TA STAD SCREWED PN-20



**BODY :** AMETAL  
**CLOSE:** WITH EPDM JOINT, Pos.0 METAL/METAL  
 MODELO SV WITOUT PURGUE DEVICE  
 MODEL CV WITH PURGUE DEVICE  
**STAD:** MESSURE, CLOSED AND BALANCING.



TA-STAD

MEASSUREMENT OF THE DIFERENTIAL PRESSURE WITH 2 PRESSURE CONNECTION

BALANCING VALVES TA STAD SCREWED BSP					
ND	CODE	Kvs	CODE	Kvs	
10	STAD-10.SV	1,47	STAD-10.CV	1,47	
15	STAD-15.SV	2,52	STAD-10.CV	2,52	
20	STAD-20.SV	5,7	STAD-10.CV	5,7	
25	STAD-25.SV	8,7	STAD-10.CV	8,7	
32	STAD-32.SV	14,2	STAD-10.CV	14,2	
40	STAD-40.SV	19,2	STAD-10.CV	19,2	
50	STAD-50.SV	33	STAD-10.CV	33	

### BALANCING VALVES TA STAF WITH FLANGES

STAF PN-16 CAST IRON GJL250		
ND	CODE	Kvs
65	STAF-65-2	85
80	STAF-80	120
100	STAF-100	190
125	STAF-125	300
150	STAF-150	420
200	STAF-200	765
250	STAF-250	1185
300	STAF-300	1450



TA-STAF

STAF-SG PN-25 DUCTILE IRON		
ND	CODE	Kvs
20	STAF-SG.20	5,7
25	STAF-SG.25	8,7
32	STAF-SG.32	14,2
40	STAF-SG.40	19,2
50	STAF-SG.50	33
65	STAF-SG.65	85
80	STAF-SG.80	120
100	STAF-SG.100	190
125	STAF-SG.125	300
150	STAF-SG.150	420
200	STAF-SG.200	765
250	STAF-SG.250	1185
300	STAF-SG.300	1450
350	STAF-SG.350	2200
400	STAF-SG.400	2780



FOR SPECIAL FLUIDS CAN BE SUPPLIED WITH VITON JOINTS

## Y-STRAINERS

TF-YS-CI-F

### Y-STRAINER PN16. CAST IRON. FLANGED ENDS DIN PN10/16

**BODY:** DUCTILE IRON GJS400

**PURGE PLUG:** S.STEEL A2

**SCREEN:** S.STEEL 304

**COATING:** EPOXY 200µm.

**TECFLOW**

ND	CODE	PN-10	PN-16
15	YS-CI-F	YSCI.015.4201	YSCI.015.4201
20	YS-CI-F	YSCI.020.4201	YSCI.020.4201
25	YS-CI-F	YSCI.025.4201	YSCI.025.4201
32	YS-CI-F	YSCI.032.4201	YSCI.032.4201
40	YS-CI-F	YSCI.040.4201	YSCI.040.4201
50	YS-CI-F	YSCI.050.4201	YSCI.050.4201
65	YS-CI-F	YSCI.065.4201	YSCI.065.4201
80	YS-CI-F	YSCI.080.4201	YSCI.080.4201
100	YS-CI-F	YSCI.100.4201	YSCI.100.4201
125	YS-CI-F	YSCI.125.4201	YSCI.125.4201
150	YS-CI-F	YSCI.150.4201	YSCI.150.4201
200	YS-CI-F	YSCI.200.4201	YSCI.200.4203
250	YS-CI-F	YSCI.250.4201	YSCI.250.4203
300	YS-CI-F	YSCI.300.4201	YSCI.300.4203



SCREENS WITH SPECIAL DRILLING  
& SPARE PARTS UNDER REQUEST.

BIGGER DIAMETERS UNDER REQUEST

TF-YS-SS-F

### Y-STRAINER PN16. S.STEEL. CF8M/316 . FLANGED DIN PN10/16

**BODY & COVER:** S.STEEL CF8M

**PURGE PLUG** S.STEEL CF8M

**SCREEN:** S.STEEL 316

**JOINT:** PTFE

ND	CODE	PN-10	PN-16
15	YS-SS-F	YSSS.015.1212	YSSS.015.1212
20	YS-SS-F	YSSS.020.1212	YSSS.020.1212
25	YS-SS-F	YSSS.025.1212	YSSS.025.1212
32	YS-SS-F	YSSS.032.1212	YSSS.032.1212
40	YS-SS-F	YSSS.040.1212	YSSS.040.1212
50	YS-SS-F	YSSS.050.1212	YSSS.050.1212
65	YS-SS-F	YSSS.065.1212	YSSS.065.1212
80	YS-SS-F	YSSS.080.1212	YSSS.080.1212
100	YS-SS-F	YSSS.100.1212	YSSS.100.1212
125	YS-SS-F	YSSS.125.1212	YSSS.125.1213
150	YS-SS-F	YSSS.150.1212	YSSS.150.1213
200	YS-SS-F	YSSS.200.1212	YSSS.200.1213



ATEX Group II Category 2 G/2D Zone 1 & 21 Zone 2 & 22

ATEX Mark = 10 €/ud.

OTHER DIAMETERSs & SCREEN DRILLING UNDER REQUEST

TF-YS-T

### Y-STRAINER. CAST IRON / C.STEEL / S.STEEL. SCREWED

**C. IRON:** BSP, PN-16

**C.STEEL:** A-105 800Lbs. BSP-NPT-SW

**S.STEEL:** CF8M, PN-16 BSP



ND	CODE	CAST IRON	CODE	C.STEEL	CODE	S.STEEL
1/4"	YSCI-T	N/A	YSCS-T	YSCS.006.371G	YSSS-T	YSSS.006.171G
3/8"	YSCI-T	N/A	YSCS-T	YSCS.010.371G	YSSS-T	YSSS.010.171G
1/2"	YSCI-T	YSCI.015.471G	YSCS-T	YSCS.015.371G	YSSS-T	YSSS.015.171G
3/4"	YSCI-T	YSCI.020.471G	YSCS-T	YSCS.020.371G	YSSS-T	YSSS.020.171G
1"	YSCI-T	YSCI.025.471G	YSCS-T	YSCS.025.371G	YSSS-T	YSSS.025.171G
1 1/4"	YSCI-T	YSCI.032.471G	YSCS-T	YSCS.032.371G	YSSS-T	YSSS.032.171G
1 1/2"	YSCI-T	YSCI.040.471G	YSCS-T	YSCS.040.371G	YSSS-T	YSSS.040.171G
2"	YSCI-T	YSCI.050.471G	YSCS-T	YSCS.050.371G	YSSS-T	YSSS.050.171G

# Y-STRAINERS

YS-F STEAM

## Y-STRAINER FOR STEAM. PN16. FLANGED ENDS DIN PN16

**BODY:** CAST IRON GJL250

**PURGE PLUG:** C35E

**SCREEN:** S.STEEL 304

**COATING:** BLUE RAL 5002 100µm

**JOINT:** GRAPHITE

ND	CODE	PN-16
15	YS-CS-F- STEAM	YSCS.015.4201ST
20	YS-CS-F- STEAM	YSCS.020.4201ST
25	YS-CS-F- STEAM	YSCS.025.4201ST
32	YS-CS-F- STEAM	YSCS.032.4201ST
40	YS-CS-F- STEAM	YSCS.040.4201ST
50	YS-CS-F- STEAM	YSCS.050.4201ST
65	YS-CS-F- STEAM	YSCS.065.4201ST
80	YS-CS-F- STEAM	YSCS.080.4201ST
100	YS-CS-F- STEAM	YSCS.100.4201ST
125	YS-CS-F- STEAM	YSCS.125.4201ST
150	YS-CS-F- STEAM	YSCS.150.4201ST
200	YS-CS-F- STEAM	YSCS.200.4203ST



Max. Temperature = 300°C

## Y-STRAINER HIGH TEMPERATURE. PN16 / 40. FLANGED ENDS DIN PN16 / PN40

**BODY:** C.STEEL GS-C25

**PURGE PLUG:** STEEL A105

**SCREEN:** S.STEEL 304

**COATING:** BLUE RAL 5002 120µm

**JOINT:** GRAPHITE

TF-YS-CS-F

ND	CODE	PN-16	CODE	PN-40
15	YS-CS16-F	YSCS.015.3204	YS-CS40-F	YSCS.015.3204
20	YS-CS16-F	YSCS.020.3204	YS-CS40-F	YSCS.020.3204
25	YS-CS16-F	YSCS.025.3204	YS-CS40-F	YSCS.025.3204
32	YS-CS16-F	YSCS.032.3204	YS-CS40-F	YSCS.032.3204
40	YS-CS16-F	YSCS.040.3204	YS-CS40-F	YSCS.040.3204
50	YS-CS16-F	YSCS.050.3204	YS-CS40-F	YSCS.050.3204
65	YS-CS16-F	YSCS.065.3201	YS-CS40-F	YSCS.065.3204
80	YS-CS16-F	YSCS.080.3201	YS-CS40-F	YSCS.080.3204
100	YS-CS16-F	YSCS.100.3201	YS-CS40-F	YSCS.100.3204
125	YS-CS16-F	YSCS.125.3201	YS-CS40-F	YSCS.125.3204
150	YS-CS16-F	YSCS.150.3201	YS-CS40-F	YSCS.150.3204
200	YS-CS16-F	YSCS.200.3203	YS-CS40-F	YSCS.200.3204
250	YS-CS16-F	YSCS.250.3203	YS-CS40-F	YSCS.250.3204
300	YS-CS16-F	YSCS.300.3203	YS-CS40-F	YSCS.300.3204



Max. Temperature = 425°C  
Steam & Thermal Oil

## Y-STRAINER. CAST STEEL. FLANGED ENDS ANSI 150#

**BODY:** C.STEEL A-216WCB

**JOINT:** GRAPHITE + S.STEEL 304

**SCREEN:** S.STEEL 304 Mesh 1,5mm. except 2" = 1mm.

Design According To ASME B16.34

TF-SYCS-F

ND	CODE	150#
2"	YS-CS150-F	YSCS.050.3205
3"	YS-CS150-F	YSCS.080.3205
4"	YS-CS150-F	YSCS.100.3205
6"	YS-CS150-F	YSCS.150.3205
8"	YS-CS150-F	YSCS.200.3205
10"	YS-CS150-F	YSCS.250.3205
12"	YS-CS150-F	YSCS.300.3205



Materials According To NACE MR 01-75 Under Request

## EXPANSION JOINTS

TF-REXJ-F



### RUBBER EXP. JOINT FSF TYPE SINGLE WAVE. EPDM. FLANGED ENDS DIN PN-10/16

**BODY:** EPDM WITH NYLON REINFORCEMENT

**FLANGES:** CAST STEEL CADMIUM

WE RECOMMEND SECURITY TIE RODS FOR A CORRECT MOUNT



ND	CODE	PN-10	CODE	PN-16
32	REXJ-SF	REXJ.032.311	REXJ-SF	REXJ.032.311
40	REXJ-SF	REXJ.040.311	REXJ-SF	REXJ.040.311
50	REXJ-SF	REXJ.050.311	REXJ-SF	REXJ.050.311
65	REXJ-SF	REXJ.065.311	REXJ-SF	REXJ.065.311
80	REXJ-SF	REXJ.080.311	REXJ-SF	REXJ.080.311
100	REXJ-SF	REXJ.100.311	REXJ-SF	REXJ.100.311
125	REXJ-SF	REXJ.125.311	REXJ-SF	REXJ.125.311
150	REXJ-SF	REXJ.150.311	REXJ-SF	REXJ.150.311
200	REXJ-SF	REXJ.200.311	REXJ16-SF	REXJ.200.313
250	REXJ-SF	REXJ.250.311	REXJ16-SF	REXJ.250.313
300	REXJ-SF	REXJ.300.311	REXJ16-SF	REXJ.300.313
350	REXJ-SF	REXJ.350.311	REXJ16-SF	REXJ.350.313
400	REXJ-SF	REXJ.400.311	REXJ16-SF	REXJ.400.313
450	REXJ-SF	REXJ.450.311	REXJ16-SF	REXJ.450.313
500	REXJ-SF	REXJ.500.311	REXJ16-SF	REXJ.500.313
600	REXJ-SF	REXJ.600.311	REXJ16-SF	REXJ.600.313

BIGGER SIZES, OTHER MATERIALS, S.STEEL 304 / 316 FLANGES, AISI-316 - ANSI-150# - ANSI 300# UNDER REQUEST

TF-REXJ-F

### RUBBER EXP. JOINT FSF TYPE SINGLE WAVE. NITRILE (NBR). FLANGED ENDS DIN PN-10/16

**BODY:** NITRILE WITH NYLON REINFORCEMENT

**FLANGES:** CAST STEEL CADMIUM



ND	CODE	PN-10	CODE	PN-16
32	REXJ-SFN	REXJ.032.511	REXJ-SFN	REXJ.032.511
40	REXJ-SFN	REXJ.040.511	REXJ-SFN	REXJ.040.511
50	REXJ-SFN	REXJ.050.511	REXJ-SFN	REXJ.050.511
65	REXJ-SFN	REXJ.065.511	REXJ-SFN	REXJ.065.511
80	REXJ-SFN	REXJ.080.511	REXJ-SFN	REXJ.080.511
100	REXJ-SFN	REXJ.100.511	REXJ-SFN	REXJ.100.511
125	REXJ-SFN	REXJ.125.511	REXJ-SFN	REXJ.125.511
150	REXJ-SFN	REXJ.150.511	REXJ-SFN	REXJ.150.511
200	REXJ-SFN	REXJ.200.511	REXJ16-SFN	REXJ.200.513
250	REXJ-SFN	REXJ.250.511	REXJ16-SFN	REXJ.250.513
300	REXJ-SFN	REXJ.300.511	REXJ16-SFN	REXJ.300.513

TF-REXJ-T

### RUBBER EXP. JOINT FTUA TYPE DOUBLE WAVE. EPDM. SCREWED ENDS DIN259

**BODY:** EPDM WITH NYLON REINFORCEMENT

**ENDS:** GALVANIZED MALEABLE IRON

**SCREW:** DIN 259

ND	CODE	PN-10
1/2"	REXJ-T	REXJ.015.337
3/4"	REXJ-T	REXJ.020.337
1"	REXJ-T	REXJ.025.337
1 1/4"	REXJ-T	REXJ.032.337
1 1/2"	REXJ-T	REXJ.040.337
2"	REXJ-T	REXJ.050.337
2 1/2"	REXJ-T	REXJ.065.337
3"	REXJ-T	REXJ.080.337



# EXPANSION JOINTS

## RUBBER EXP. JOINT FTF TYPE. DOUBLE WAVE. EPDM. FLANGED ENDS DIN PN-10/16

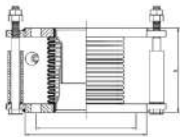


**BODY:** EPDM WITH NYLON REINFORCEMENT  
**FLANGES:** CAST STEEL CADMIUM  
**REINFORCEMENT RING:** STEEL

TF-REXJ-DF

ND	CODE	PN-10	CODE	PN-16
40	REXJ-DF	REXJ.040.351S	REXJ-DF	REXJ.040.351S
50	REXJ-DF	REXJ.050.351S	REXJ-DF	REXJ.050.351S
65	REXJ-DF	REXJ.065.351S	REXJ-DF	REXJ.065.351S
80	REXJ-DF	REXJ.080.351S	REXJ-DF	REXJ.080.351S
100	REXJ-DF	REXJ.100.351S	REXJ-DF	REXJ.100.351S
125	REXJ-DF	REXJ.125.351S	REXJ-DF	REXJ.125.351S
150	REXJ-DF	REXJ.150.351S	REXJ-DF	REXJ.150.351S
200	REXJ-DF	REXJ.200.351S	REXJ16-DF	REXJ.200.353S
250	REXJ-DF	REXJ.250.351S	REXJ16-DF	REXJ.250.353S
300	REXJ-DF	REXJ.300.351S	REXJ16-DF	REXJ.300.353S

BIGGER SIZES, OTHER MATERIALS, S.STEEL 304 / 316 FLANGES, AISI-316 - ANSI-150# - ANSI 300# UNDER REQUEST




## METALLIC EXPANSION JOINT. PN16. FLANGED ENDS DIN PN-16

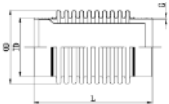
**BELLOWS:** S.STEEL 304      **TIE RODS:** C.STEEL ZINC  
**SLEEVE:** S.STEEL 304      **FLANGES:** C.STEEL

TF-MEXJ-F

ND	CODE	PN-16
50	MEXJ-F	MEXJ.050.1B3
65	MEXJ-F	MEXJ.065.1B3
80	MEXJ-F	MEXJ.080.1B3
100	MEXJ-F	MEXJ.100.1B3
125	MEXJ-F	MEXJ.125.1B3
150	MEXJ-F	MEXJ.150.1B3
200	MEXJ-F	MEXJ.200.1B3
250	MEXJ-F	MEXJ.250.1B3
300	MEXJ-F	MEXJ.300.1B3



**Temperature: -50°C to +300°C**  
 OTHER CONFIGURATIONS UNDER REQUEST



## METALLIC EXPANSION JOINT. PN10. WELDED ENDS

**BELLOWS:** S.STEEL 304      **ENDS:** C.STEEL  
**SLEEVE:** S.STEEL 304

TF-MEXJ-T

ND	CODE	PN-10
1"	MEXJ-T	MEXJ.025.1S1
1 1/4"	MEXJ-T	MEXJ.032.1S1
1 1/2"	MEXJ-T	MEXJ.040.1S1
2"	MEXJ-T	MEXJ.050.1S1
2 1/2"	MEXJ-T	MEXJ.065.1S1
3"	MEXJ-T	MEXJ.080.1S1
4"	MEXJ-T	MEXJ.100.1S1
5"	MEXJ-T	MEXJ.125.1S1
6"	MEXJ-T	MEXJ.150.1S1
8"	MEXJ-T	MEXJ.200.1S1



**Temperatura; -50°C a +300°C**  
 OTRAS CONSTRUCCIONES BAJO CONSULTA




# FLOAT VALVE

TF-FVA-PVC-F

## BALANCE FLOAT VALVE. ANGLE TYPE. WITH PVC FLOAT. FLANGED DIN PN-10/16




**BODY:** DUCTILE IRON GJS400  
**ARMS:** S.STEEL 304  
**FLOAT:** PVC  
**COATING:** EPOXY 250µm.



ND	CODE	PN-10/16
50	FVA-PVC-F	FVAPVC.050.5201
65	FVA-PVC-F	FVAPVC.065.5201
80	FVA-PVC-F	FVAPVC.080.5201
100	FVA-PVC-F	FVAPVC.100.5201
125	FVA-PVC-F	FVAPVC.125.5201
150	FVA-PVC-F	FVAPVC.150.5201
200	FVA-PVC-F	FVAPVC.200.5201
250	FVA-PVC-F	FVAPVC.250.5201

### PVC FLOAT SPARE PART

ND	CODE
∅	FLOAT-50-100
∅	FLOAT-125-250



OTHER SPARE PARTS ON REQUEST

TF-FVA-SS-F

## BALANCE FLOAT VALVE. ANGLE TYPE. PN10. WITH S.STEEL FLOAT. FLANGED DIN PN-10/16

**BODY:** CAST IRON GJL250  
**ARMS:** S.STEEL 304

**FLOAT:** S.STEEL 304  
**COATING:** EPOXY 200µm.

ND	CODE	PN-10/16
40	FVA-SS-F	FVASS.040.4201
50	FVA-SS-F	FVASS.050.4201
65	FVA-SS-F	FVASS.065.4201
80	FVA-SS-F	FVASS.080.4201
100	FVA-SS-F	FVASS.100.4201
125	FVA-SS-F	FVASS.125.4201
150	FVA-SS-F	FVASS.150.4201
200 (*)	FVA-SS-F	FVASS.200.4201
250 (*)	FVA-SS-F	FVASS.250.4201

(\*) Flanged DIN PN10



TF-FV-SS-F

## BALANCE FLOAT VALVE. STRAIGHT TYPE. PN10. WITH S.STEEL FLOAT. FLANGED DIN PN-10/16

**BODY:** CAST IRON GJL250  
**ARMS:** S.STEEL 304

**FLOAT:** S.STEEL 304  
**COATING:** EPOXY 200µm.

ND	CODE	PN-10/16
40	FV-SS-F	FVSS.040.4201
50	FV-SS-F	FVSS.050.4201
65	FV-SS-F	FVSS.065.4201
80	FV-SS-F	FVSS.080.4201
100	FV-SS-F	FVSS.100.4201
125	FV-SS-F	FVSS.125.4201
150	FV-SS-F	FVSS.150.4201
200 (*)	FV-SS-F	FVSS.200.4201
250 (*)	FV-SS-F	FVSS.250.4201

(\*) Flanged DIN PN10



## KINETIC AIR RELEASE VALVES

### KINETIC AIR RELEASE VALVE 3-FUNCTION. FLANGED DIN PN16 / 25 & SCREWED DIN. S.STEEL FLOAT

**BODY:** DUCTILE IRON GJS400

**TRIM:** S.STEEL 304

**FLOAT:** S.STEEL 304

**COATING:** EPOXY 250µm.

TF-KARV-F

ND	CODE	PN-16	PN-25
50	KARV-F	KARVF.050.5323T	KARVF.050.5325T
65	KARV-F	KARVF.065.5323T	KARVF.065.5325T
80	KARV-F	KARVF.080.5323T	KARVF.080.5325T
100	KARV-F	KARVF.100.5323T	KARVF.100.5325T
125	KARV-F	N/A	N/A
150	KARV-F	KARVF.150.5323T	KARVF.150.5325T
200	KARV-F	KARVF.200.5323T	KARVF.200.5325T
250	KARV-F	KARVF.250.5323T	KARVF.250.5325T
300	KARV-F	KARVF.300.5323T	KARVF.300.5325T



ND	CODE	PN-16	PN-25
3/4"	KARV-T	KARVT.020.5323R	KARVT.020.5325R
1"	KARV-T	KARVT.025.5323R	KARVT.025.5325R
1 1/4"	KARV-T	KARVT.032.5323R	KARVT.032.5325R
1 1/2"	KARV-T	KARVT.040.5323R	KARVT.040.5325R
2"	KARV-T	KARVT.050.5323R	KARVT.050.5325R



TF-KARV-T

NPT SCREW ON REQUEST

### KINETIC AIR RELEASE VALVE 3-FUNCTION. FLANGED DIN PN16/25/40. POLYPROPYLENE FLOAT

**BODY:** DUCTILE IRON GJS400

**COATING:** EPOXY 250µm.

**FLOAT:** POLYPROPYLENE

TF-KARVP-F

ND	CODE	PN-16	PN-25	PN-40
40	KARVP-F	KARVPF.040.5323T	KARVPF.040.5325T	KARVPF.040.5326T
50	KARVP-F	KARVPF.050.5323T	KARVPF.050.5325T	KARVPF.050.5326T
65	KARVP-F	KARVPF.065.5323T	KARVPF.065.5325T	KARVPF.065.5326T
80	KARVP-F	KARVPF.080.5323T	KARVPF.080.5325T	KARVPF.080.5326T
100	KARVP-F	KARVPF.100.5323T	KARVPF.100.5325T	KARVPF.100.5326T
125	KARVP-F	KARVPF.125.5323T	KARVPF.125.5325T	KARVPF.125.5326T
150	KARVP-F	KARVPF.150.5323T	KARVPF.150.5325T	KARVPF.150.5326T
200	KARVP-F	KARVPF.200.5323T	KARVPF.200.5325T	KARVPF.200.5326T
250	KARVP-F	KARVPF.250.5323T	KARVPF.250.5325T	KARVPF.250.5326T



### AIR RELEASE VALVE FOR SEWAGE PN16

**BODY:** DUCTILE IRON GJS400

Max. Working Temperatur: +80°C

Max. Working Pressure: 16 Bar

TF-ARV-WW

ND	CODE	PN-16
50	ARV-WW	ARVWW.050.5323
80	ARV-WW	ARVWW.080.5323
100	ARV-WW	ARVWW.100.5323
150	ARV-WW	ARVWW.150.5323
200	ARV-WW	ARVWW.200.5323



## DISMANTLING JOINTS

TF-DJ-F

### DISMANTLING JOINTS FLANGED DIN PN10/16

#### WELDED TYPE

**BODY:** S.STEEL 304

**FLANGES :** C.STEEL

**JOINT:** EPDM

**BOLTS:** S.STEEL A2

**COATING:** EPOXY 150µm.

ND	CODE	PN-10	PN-16
50	DJ-F	DJ.050.3100	DJ.050.3100
65	DJ-F	DJ.065.3100	DJ.065.3100
80	DJ-F	DJ.080.3100	DJ.080.3100
100	DJ-F	DJ.100.3100	DJ.100.3100
125	DJ-F	DJ.125.3100	DJ.125.3100
150	DJ-F	DJ.150.3100	DJ.150.3100
200	DJ-F	DJ.200.3100	DJ.200.3103
250	DJ-F	DJ.250.3100	DJ.250.3103
300	DJ-F	DJ.300.3100	DJ.300.3103
350	DJ-F	DJ.350.3100	DJ.350.3103
400	DJ-F	DJ.400.3100	DJ.400.3103
450	DJ-F	DJ.450.3100	DJ.450.3103
500	DJ-F	DJ.500.3100	DJ.500.3103
600	DJ-F	DJ.600.3100	DJ.600.3103



**BIGGER SIZES, OTHER MATERIALS,  
FLANGES S.STEEL 304/316 - ANSI-  
150# - ANSI 300# ON REQUEST**

TF-DJ DI-F

### DISMANTLING JOINTS. FLANGED DIN PN10/16/25/40

**BODY:** DUCTILE IRON GJS500

**FLANGES:** DUCTILE IRON GJS500

**JOINT:** EPDM

**BOLTS:** ZINC STEEL 8.8

**COATING** EPOXY RAL 5015 250µm



ND	CODE	PN-10	PN-16	PN25
50	DJ-DI-F	DJDI.050.3100	DJDI.050.3100	N/A
65	DJ-DI-F	DJDI.065.3100	DJDI.065.3100	N/A
80	DJ-DI-F	DJDI.080.3100	DJDI.080.3100	N/A
100	DJ-DI-F	DJDI.100.3100	DJDI.100.3100	DJDI.100.3105
125	DJ-DI-F	DJDI.125.3100	DJDI.125.3100	DJDI.125.3105
150	DJ-DI-F	DJDI.150.3100	DJDI.150.3100	DJDI.150.3105
200	DJ-DI-F	DJDI.200.3100	DJDI.200.3103	DJDI.200.3105
250	DJ-DI-F	DJDI.250.3100	DJDI.250.3103	DJDI.250.3105
300	DJ-DI-F	DJDI.300.3100	DJDI.300.3103	DJDI.300.3105
350	DJ-DI-F	DJDI.350.3100	DJDI.350.3103	DJDI.350.3105
400	DJ-DI-F	DJDI.400.3100	DJDI.400.3103	N/A
450	DJ-DI-F	DJDI.450.3100	DJDI.450.3103	DJDI.450.3105
500	DJ-DI-F	DJDI.500.3100	DJDI.500.3103	DJDI.500.3105
600	DJ-DI-F	DJDI.600.3100	DJDI.600.3103	DJDI.600.3105
700	DJ-DI-F	DJDI.700.3100	DJDI.700.3103	N/A
800	DJ-DI-F	DJDI.800.3100	DJDI.800.3103	DJDI.800.3105
900	DJ-DI-F	DJDI.900.3100	DJDI.900.3103	DJDI.900.3105
1000	DJ-DI-F	DJDI.1000.3100	DJDI.1000.3103	DJDI.1000.3105
1200	DJ-DI-F	DJDI.1200.3100	DJDI.1200.3103	N/A



**BIGGER DIAMETERS UNDER REQUEST**

## SIGHT GLASSES

TF-SG-CI-T

### SIGHT GLASS. PN16. DOUBLE GLASS TYPE. SCREWED BSP

**BODY:** CAST IRON GJL200

**GLASSES:** TEMPERED



ND	CODE	PN-16
1/2"	SG-CI-T	SGCI.015.471G
3/4"	SG-CI-T	SGCI.020.471G
1"	SG-CI-T	SGCI.025.471G
1 1/4"	SG-CI-T	SGCI.032.471G
1 1/2"	SG-CI-T	SGCI.040.471G
2"	SG-CI-T	SGCI.050.471G

**BODY:** C.STEEL A-105

**GLASSES:** BOROSILICATED



ND	CODE	STEAM
1/2"	SG-CS-T	SGCS.015.371G
3/4"	SG-CS-T	SGCS.020.371G
1"	SG-CS-T	SGCS.025.371G

**PRESSURE:** PS 40 Bar Up To 3/4" PS 20 Bar 1"

**TEMPERATURE:** + 300°C

**SUITABLE FOR USE WITH STEAM**

TF-SG-CS-T

TF-SG-SS-T

### SIGHT GLASS. PN16. DOUBLE GLASS TYPE. S.STEEL. SCREWED BSP /NPT

**BODY:** S.STEEL CF8M

**GLASSES:** TEMPERED



ND	CODE	BSP
1/2"	SG-SS-T	SGSS.015.171G
3/4"	SG-SS-T	SGSS.020.171G
1"	SG-SS-T	SGSS.025.171G
1 1/4"	SG-SS-T	SGSS.032.171G
1 1/2"	SG-SS-T	SGSS.040.171G
2"	SG-SS-T	SGSS.050.171G

**BODY:** S.STEEL CF8M

**GLASSES:** TEMPERED



ND	CODE	NPT
1/2"	SG-SS-NPT	SGSS.015.171N
3/4"	SG-SS-NPT	SGSS.020.171N
1"	SG-SS-NPT	SGSS.025.171N
1 1/2"	SG-SS-NPT	SGSS.040.171N
2"	SG-SS-NPT	SGSS.050.171N

TF-SG-SS-NPT

TF-SG-CI-F

### SIGHT GLASS. PN16. DOUBLE GLASS TYPE. FLANGED ENDS DIN PN-16 / ANSI 150#

**BODY:** CAST IRON GJL250


**GLASSES:** TEMPERED



ND	CODE	C.IRON
15	SG-CI-F	SGCI.015.4201
20	SG-CI-F	SGCI.020.4201
25	SG-CI-F	SGCI.025.4201
32	SG-CI-F	SGCI.032.4201
40	SG-CI-F	SGCI.040.4201
50	SG-CI-F	SGCI.050.4201
65	SG-CI-F	SGCI.065.4201
80	SG-CI-F	SGCI.080.4201
100	SG-CI-F	SGCI.100.4201

**CUERPO:** INOX CF8M

**GLASSES:** TEMPERED



ND	CODE	PN-16	150#
15	SG-SS-F	SGSS.015.1212	SGSS.015.1215
20	SG-SS-F	SGSS.020.1212	SGSS.020.1215
25	SG-SS-F	SGSS.025.1212	SGSS.025.1215
32	SG-SS-F	SGSS.032.1212	N/A
40	SG-SS-F	SGSS.040.1212	SGSS.040.1215
50	SG-SS-F	SGSS.050.1212	SGSS.050.1215
65	SG-SS-F	SGSS.065.1212	N/A
80	SG-SS-F	SGSS.080.1212	SGSS.080.1215
100	SG-SS-F	SGSS.100.1212	SGSS.100.1215
125	SG-SS-F	SGSS.125.1212	N/A
150	SG-SS-F	SGSS.150.1212	SGSS.150.1215

TF-SG-SS-F

## BALL VALVES

TF-BV-B-T

### BRASS BALL VALVE PN-25 SCREWED BSP

**BODY:** CHROME PLATED BRASS CW617N

**SEATS:** PTFE

**BALL:** POLISHED BRASS

**PACKING:** PTFE

**SHAFT:** BRASS

ND	CODE	CODE
1/2"	BVB-B-T	BVB.015.121
3/4"	BVB-B-T	BVB.020.121
1"	BVB-B-T	BVB.025.121
1 1/4"	BVB-B-T	BVB.032.121
1 1/2"	BVB-B-T	BVB.040.121
2"	BVB-B-T	BVB.050.121
2 1/2"	BVB-B-T	BVB.065.121
3"	BVB-B-T	BVB.080.121
4"	BVB-B-T	BVB.100.121



Temperature: -20°C up to 150°C

BUTTERFLY HANDLE / NPT SCREW ENDS ON REQUEST

TF-BVPVC

### PVC BALL VALVE. PN-10. SCREWED BSP / SOCKET

**BODY:** PVC

**SHAFT:** PVC

**BALL:** PVC

**SEATS:** PTFE

**HANDLE:** ABS

**JOINT:** EPDM

**MAX. TEMPERATURE:** 60°C

**MAX. WORKING PRESSURE:** 10 Bar



ND	EXTERNAL	SW	CODE	SCREWED	CODE
15	Ext. 20 mm.	BVPVC-SW	BVPVC.015.121S	BVPVC-T	BVPVC.015.121T
20	Ext. 25 mm.	BVPVC-SW	BVPVC.020.121S	BVPVC-T	BVPVC.020.121T
25	Ext. 32 mm.	BVPVC-SW	BVPVC.025.121S	BVPVC-T	BVPVC.025.121T
32	Ext. 40 mm.	BVPVC-SW	BVPVC.032.121S	BVPVC-T	BVPVC.032.121T
40	Ext. 50 mm.	BVPVC-SW	BVPVC.040.121S	BVPVC-T	BVPVC.040.121T
50	Ext. 63 mm.	BVPVC-SW	BVPVC.050.121S	BVPVC-T	BVPVC.050.121T
65	Ext. 75 mm.	BVPVC-SW	BVPVC.065.121S	BVPVC-T	BVPVC.065.121T
80	Ext. 90 mm.	BVPVC-SW	BVPVC.080.121S	BVPVC-T	BVPVC.080.121T
100	Ext. 110 mm.	BVPVC-SW	BVPVC.100.121S	BVPVC-T	BVPVC.100.121T

OTHER MATERIALS & CONNECTIONS UNDER REQUEST

TF-1PBV-T

### 1-PC BALL VALVE. PN40. S.STEEL. REDUCED BORE. SCREWED ENDS BSP

**BODY:** S.STEEL CF8M

**SEATS:** PTFE

**BALL:** S.STEEL 316

**PACKING:** PTFE

**STEM:** S.STEEL 316

ND	CODE	CODE
1/4"	1PBV-T	1PBV.006.171G
3/8"	1PBV-T	1PBV.010.171G
1/2"	1PBV-T	1PBV.015.171G
3/4"	1PBV-T	1PBV.020.171G
1"	1PBV-T	1PBV.025.171G
1 1/4"	1PBV-T	1PBV.032.171G
1 1/2"	1PBV-T	1PBV.040.171G
2"	1PBV-T	1PBV.050.171G



Temperature: -20°C up to 180°C

Max. Working Pressure: 40 Bar

MIRROR POLISHED BODY ON REQUEST



# BALL VALVES

## 2-PCS BALL VALVE. PN63. S.STEEL. SCREWED ENDS BSP

**BODY:** S.STEEL CF8M

**STEM:** S.STEEL 316

**PACKING:** PTFE

**BALL:** S.STEEL 316

**SEATS:** PTFE

TF-2PBV-T

ND	CODE	BSP	NPT
1/4"	2PBV-T	2PBV.006.171G	2PBV.006.171N
3/8"	2PBV-T	2PBV.010.171G	2PBV.010.171N
1/2"	2PBV-T	2PBV.015.171G	2PBV.015.171N
3/4"	2PBV-T	2PBV.020.171G	2PBV.020.171N
1"	2PBV-T	2PBV.025.171G	2PBV.025.171N
1 1/4"	2PBV-T	2PBV.032.171G	2PBV.032.171N
1 1/2"	2PBV-T	2PBV.040.171G	2PBV.040.171N
2"	2PBV-T	2PBV.050.171G	2PBV.050.171N
2 1/2"	2PBV-T	2PBV.065.171G	
3"	2PBV-T	2PBV.080.171G	
4"	2PBV-T	2PBV.100.171G	



LOCKING DEVICE



## 2-PCS BALL VALVE. S.STEEL & C.STEEL. 800 & 1500 Lbs. SCREWED BSP / NPT

**BODY:** A105 / F316L

**STEM:** S.STEEL F316L

**BALL:** S.STEEL F316L

**SEATS:** PTFE+GRAPHITE / PEEK (1500 Lbs)

TF-BV800-T

TF-BV1500-T

ND	C.STEEL A105		S.STEEL F316L	
	800 Lbs	1500 Lbs	800 Lbs	1500 Lbs
1/4"	2PCSBV.006.377	2PCSBV.006.378	2PSSBV.006.377	2PSSBV.006.378
3/8"	2PCSBV.010.377	2PCSBV.010.378	2PSSBV.010.377	2PSSBV.010.378
1/2"	2PCSBV.015.377	2PCSBV.015.378	2PSSBV.015.377	2PSSBV.015.378
3/4"	2PCSBV.020.377	2PCSBV.020.378	2PSSBV.020.377	2PSSBV.020.378
1"	2PCSBV.025.377	2PCSBV.025.378	2PSSBV.025.377	2PSSBV.025.378
1 1/4"	2PCSBV.032.377	2PCSBV.032.378	2PSSBV.032.377	2PSSBV.032.378
1 1/2"	2PCSBV.040.377	2PCSBV.040.378	2PSSBV.040.377	2PSSBV.040.378
2"	2PCSBV.050.377	2PCSBV.050.378	2PSSBV.050.377	2PSSBV.050.378



## 3-PCS BALL VALVE. PN63. S.STEEL. SCREWED BSP

**BODY:** S.STEEL CF8M

**STEM:** S.STEEL 316

**BALL:** S.STEEL 316

**SEATS:** PTFE

TF-3PBV-T



ND	CODE	CODE
1/4"	3PBV	3PBV.006.171G
3/8"	3PBV	3PBV.010.171G
1/2"	3PBV	3PBV.015.171G
3/4"	3PBV	3PBV.020.171G
1"	3PBV	3PBV.025.171G
1 1/4"	3PBV	3PBV.032.171G
1 1/2"	3PBV	3PBV.040.171G
2"	3PBV	3PBV.050.171G
2 1/2"	3PBV	3PBV.065.171G
3"	3PBV	3PBV.080.171G
4"	3PBV	3PBV.100.171G

LOCKING DEVICE



## TANK BOTTOM 3-PCS BALL VALVE.

**PACKING:** PTFE

**BOTTOM FLANGE:** S.STEEL 316L

TF-BTBV-T



CODE	CODE
BTBV-T	3PBTBV.015.171
BTBV-T	3PBTBV.020.171
BTBV-T	3PBTBV.025.171
BTBV-T	3PBTBV.032.171
BTBV-T	3PBTBV.040.171
BTBV-T	3PBTBV.050.171
BTBV-T	3PBTBV.065.171
BTBV-T	3PBTBV.080.171
BTBV-T	3PBTBV.100.171

HEATING JACKET & STEM EXTENSION ON REQUEST

NPT / BW / SW ENDS ON REQUEST

## BALL VALVES

TF-BVCI-F

### 2-PCS BALL VALVE. PN-16. CAST IRON. FLANGED ENDS DIN PN-16

**BODY:** CAST IRON GJL250

**STEM:** S.STEEL 304

**PACKING:** PTFE

**BALL:** S.STEEL 304

**SEATS :** PTFE

**STEM O'RING :** FKM (VITON)

ND	CODE	CODE
15	BVCI-F	BVCI.015.4211
20	BVCI-F	BVCI.020.4211
25	BVCI-F	BVCI.025.4211
32	BVCI-F	BVCI.032.4211
40	BVCI-F	BVCI.040.4211
50	BVCI-F	BVCI.050.4211
65	BVCI-F	BVCI.065.4211
80	BVCI-F	BVCI.080.4211
100	BVCI-F	BVCI.100.4211
125	BVCI-F	BVCI.125.4211
150	BVCI-F	BVCI.150.4211
200	BVCI-F	BVCI.200.4211



ISO 5211 Mounting Pad

ATEX Group II Category 2 G/2Dc Zone 1 & 21 Zone 2 & 22 (Optional Mark )

ATEX Mark = 10 €/Pc.

TF-BVCS-F

### 2-PCS BALL VALVE. PN-16 / ANSI150. C.STEEL. FLANGED ENDS DIN PN-16 / ANSI 150 Lbs.

**BODY:** C.STEEL A-216 WCB

**STEM:** S.STEEL 316

**PACKING:** PTFE

**BALL:** S.STEEL 304

**SEATS:** PTFE + GF

**STEM O'RING :** FKM (VITON)

ND	CODE	PN-16	150 LBS
15	BVCS-F	BVCS.015.3211	BVCS.015.3215
20	BVCS-F	BVCS.020.3211	BVCS.020.3215
25	BVCS-F	BVCS.025.3211	BVCS.025.3215
32	BVCS-F	BVCS.032.3211	BVCS.032.3215
40	BVCS-F	BVCS.040.3211	BVCS.040.3215
50	BVCS-F	BVCS.050.3211	BVCS.050.3215
65	BVCS-F	BVCS.065.3211	BVCS.065.3215
80	BVCS-F	BVCS.080.3211	BVCS.080.3215
100	BVCS-F	BVCS.100.3211	BVCS.100.3215
125	BVCS-F	BVCS.125.3211	N/A
150	BVCS-F	BVCS.150.3211	BVCS.150.3215



ISO 5211 Mounting Pad

LOCKING DEVICE



TF-BVSS-F

### 2-PCS BALL VALVE. PN-16 / ANSI150. S.STEEL. FLANGED ENDS DIN PN-16 / ANSI 150 Lbs.

**BODY:** S.STEEL CF8M

**STEM:** S.STEEL 316

**PACKING:** PTFE

**BALL:** S.STEEL 316

**SEATS :** PTFE

ND	CODE	PN-16	150 LBS
15	BVSS-F	BVSS.015.1212	BVSS.015.1215
20	BVSS-F	BVSS.020.1212	BVSS.020.1215
25	BVSS-F	BVSS.025.1212	BVSS.025.1215
32	BVSS-F	BVSS.032.1212	BVSS.032.1215
40	BVSS-F	BVSS.040.1212	BVSS.040.1215
50	BVSS-F	BVSS.050.1212	BVSS.050.1215
65	BVSS-F	BVSS.065.1212	BVSS.065.1215
80	BVSS-F	BVSS.080.1212	BVSS.080.1215
100	BVSS-F	BVSS.100.1212	BVSS.100.1215
125	BVSS-F	BVSS.125.1212	N/A
150	BVSS-F	BVSS.150.1212	BVSS.150.1215



ISO 5211 Mounting Pad

LOCKING DEVICE



PN-40 / 300 Lbs. ON REQUEST

## BALL VALVES

### ECO

#### WAFER TYPE BALL VALVE. PN-16. S.STEEL. FOR FLANGES DIN PN-16

**BODY:** S.STEEL CF8M

**STEM:** S.STEEL 316

**PACKING:** PTFE

**BALL:** S.STEEL 316

**SEATS :** PTFE

TF-BVSS-W

ND	CODE	CODE
15	BVSS-W	BVSS.015.1212W
20	BVSS-W	BVSS.020.1212W
25	BVSS-W	BVSS.025.1212W
32	BVSS-W	BVSS.032.1212W
40	BVSS-W	BVSS.040.1212W
50	BVSS-W	BVSS.050.1212W
65	BVSS-W	BVSS.065.1212W
80	BVSS-W	BVSS.080.1212W
100	BVSS-W	BVSS.100.1212W
125	BVSS-W	BVSS.125.1212W
150	BVSS-W	BVSS.150.1212W



LOCKING DEVICE



### S 10

#### WAFER TYPE BALL VALVE. C.STEEL. PN-16/25/40 ANSI 150#

**BODY:** C.STEEL A-105

**STEM:** S.STEEL 316

**BALL:** S.STEEL 304

**SEATS:** PTFE

S10-BVCS-W

ND	CODE	PN-10/16	PN-25/40	150 LBS
15	S10-BV-CS-W	BVCS10.015.3214W	BVCS10.015.3214W	BVCS10.015.3215W
20	S10-BV-CS-W	BVCS10.020.3214W	BVCS10.020.3214W	BVCS10.020.3215W
25	S10-BV-CS-W	BVCS10.025.3214W	BVCS10.025.3214W	BVCS10.025.3215W
32	S10-BV-CS-W	BVCS10.032.3214W	BVCS10.032.3214W	BVCS10.032.3215W
40	S10-BV-CS-W	BVCS10.040.3214W	BVCS10.040.3214W	BVCS10.040.3215W
50	S10-BV-CS-W	BVCS10.050.3214W	BVCS10.050.3214W	BVCS10.050.3215W
65	S10-BV-CS-W	BVCS10.065.3212W	BVCS10.065.3214W	BVCS10.065.3215W
80	S10-BV-CS-W	BVCS10.080.3212W	BVCS10.080.3214W	BVCS10.080.3215W
100	S10-BV-CS-W	BVCS10.100.3212W	BVCS10.100.3214W	BVCS10.100.3215W
125	S10-BV-CS-W	BVCS10.125.3212W	BVCS10.125.3214W	BVCS10.125.3215W
150	S10-BV-CS-W	BVCS10.150.3212W	BVCS10.150.3214W	BVCS10.150.3215W
200 (*)	S10-BV-CS-W	BVCS10.200.3212W	BVCS10.200.3214W	BVCS10.200.3215W



**S 10**

(\*) GEAR-BOX

### S 10

#### WAFER TYPE BALL VALVE. S.STEEL. PN-16/25/40 ANSI 150#

**BODY:** S.STEEL CF8M

**STEM:** S.STEEL 316

**BALL:** S.STEEL 316

**SEATS:** PTFE

S10F-BVSS-W

ND	CODE	PN-10/16	PN-25/40	150 LBS
15	S10-BV-SS-W	BVSS10.015.1214W	BVSS10.015.1214W	BVSS10.015.1215W
20	S10-BV-SS-W	BVSS10.020.1214W	BVSS10.020.1214W	BVSS10.020.1215W
25	S10-BV-SS-W	BVSS10.025.1214W	BVSS10.025.1214W	BVSS10.025.1215W
32	S10-BV-SS-W	BVSS10.032.1214W	BVSS10.032.1214W	BVSS10.032.1215W
40	S10-BV-SS-W	BVSS10.040.1214W	BVSS10.040.1214W	BVSS10.040.1215W
50	S10-BV-SS-W	BVSS10.050.1214W	BVSS10.050.1214W	BVSS10.050.1215W
65	S10-BV-SS-W	BVSS10.065.1212W	BVSS10.065.1214W	BVSS10.065.1215W
80	S10-BV-SS-W	BVSS10.080.1212W	BVSS10.080.1214W	BVSS10.080.1215W
100	S10-BV-SS-W	BVSS10.100.1212W	BVSS10.100.1214W	BVSS10.100.1215W
125	S10-BV-SS-W	BVSS10.125.1212W	BVSS10.125.1214W	BVSS10.125.1215W
150	S10-BV-SS-W	BVSS10.150.1212W	BVSS10.150.1214W	BVSS10.150.1215W
200 (*)	S10-BV-SS-W	BVSS10.200.1212W	BVSS10.200.1214W	BVSS10.200.1215W



**S 10 (316)**

(\*) GEAR-BOX

## BALL VALVES

TF-2PBVSS-HT-T

### 2-PCS BALL VALVE. PN-63. S.STEEL WITH GRAPHITE SEATS (HIGH TEMPERATURE)

**BODY:** S.STEEL CF8M

**BALL:** S.STEEL 316

**STEM:** S.STEEL 316

**SEATS:** PTFE + GRAPHITE

**PACKING:** PTFE + GRAPHITE

**STEM O'RING :** FKM (VITON)



ND	CODE	CODE
1/4"	2PBVSSHT-T	2PBVSSHT.006.171G
3/8"	2PBVSSHT-T	2PBVSSHT.010.171G
1/2"	2PBVSSHT-T	2PBVSSHT.015.171G
3/4"	2PBVSSHT-T	2PBVSSHT.020.171G
1"	2PBVSSHT-T	2PBVSSHT.025.171G
1 1/4"	2PBVSSHT-T	2PBVSSHT.032.171G
1 1/2"	2PBVSSHT-T	2PBVSSHT.040.171G
2"	2PBVSSHT-T	2PBVSSHT.050.171G



ATEX Mark = 10 €/pc.

Temperature: -20 + 200°C  
Use with STEAM max. 11 Bar  
Sealing According To TA LUFT

SUITABLE FOR STEAM & SOLAR

TF-3PBVCS-HT

### 3-PCS BALL VALVE. PN-100. C.STEEL. SCREWED BSP/NPT. WELD SW/BW (HIGH TEMPERATURE)

**BODY:** C.STEEL A-216 WCB

**BALL:** S.STEEL 316

**ENCAPSULATED BOLTS**

**SEATS:** PTFE+CARBON

**STEM:** S.STEEL 316

**PACKING:** GRAPHITE

ISO 5211

ND	CODE	CODE	OVAL Handle
1/4"	3PBVCS-HT	3PBVCS.006.376	
3/8"	3PBVCS-HT	3PBVCS.010.376	
1/2"	3PBVCS-HT	3PBVCS.015.376	
3/4"	3PBVCS-HT	3PBVCS.020.376	
1"	3PBVCS-HT	3PBVCS.025.376	
1 1/4"	3PBVCS-HT	3PBVCS.032.376	
1 1/2"	3PBVCS-HT	3PBVCS.040.376	
2"	3PBVCS-HT	3PBVCS.050.376	



ATEX Mark = 10 €/pc.

Temperature: -20 + 220°C  
Use with STEAM max. 18 Bar

SUITABLE FOR STEAM & SOLAR

TF-3PBVSS-HT

### 3-PCS BALL VALVE. PN-100. S.STEEL. SCREWED BSP/NPT. WELD SW/BW (HIGH TEMPERATURE)

**BODY:** S.STEEL CF8M

**BALL:** S.STEEL 316

**ENCAPSULATED BOLTS**

**SEATS:** PTFE+CARBON

**STEM:** S.STEEL 316

**PACKING:** GRAPHITE

ISO 5211

ND	CODE	CODE	OVAL Handle
1/4"	3PBVSS-HT	3PBVSS.006.176	
3/8"	3PBVSS-HT	3PBVSS.010.176	
1/2"	3PBVSS-HT	3PBVSS.015.176	
3/4"	3PBVSS-HT	3PBVSS.020.176	
1"	3PBVSS-HT	3PBVSS.025.176	
1 1/4"	3PBVSS-HT	3PBVSS.032.176	
1 1/2"	3PBVSS-HT	3PBVSS.040.176	
2"	3PBVSS-HT	3PBVSS.050.176	



ATEX Mark = 10 €/pc.

Temperature: -20 + 220°C  
Use with STEAM max. 18 Bar

SUITABLE FOR STEAM & SOLAR

## BALL VALVES

### 3-WAYS BALL VALVE. PN-40. S.STEEL. SCREWED ENDS BSP

**BODY:** S.STEEL CF8M

**STEM:** S.STEEL 316

**BALL:** S.STEEL 316

**SEATS:** PTFE

**L & T PORT**

**PACKING:** PTFE

TF-3WBV-SS-T

ND	CODE	L PORT	CODE	T PORT
1/4"	3WBVLSS-L	3WBVSS.006.171L	3WBVTSS-T	3WBVSS.006.171T
3/8"	3WBVLSS-L	3WBVSS.010.171L	3WBVTSS-T	3WBVSS.010.171T
1/2"	3WBVLSS-L	3WBVSS.015.171L	3WBVTSS-T	3WBVSS.015.171T
3/4"	3WBVLSS-L	3WBVSS.020.171L	3WBVTSS-T	3WBVSS.020.171T
1"	3WBVLSS-L	3WBVSS.025.171L	3WBVTSS-T	3WBVSS.025.171T
1 1/4"	3WBVLSS-L	3WBVSS.032.171L	3WBVTSS-T	3WBVSS.032.171T
1 1/2"	3WBVLSS-L	3WBVSS.040.171L	3WBVTSS-T	3WBVSS.040.171T
2"	3WBVLSS-L	3WBVSS.050.171L	3WBVTSS-T	3WBVSS.050.171T

ISO 5211 MOUNTING PAD



LOCKING DEVICE



### 3-WAYS BALL VALVE. PN-16. C.STEEL. FLANGED ENDS DIN PN-16

**BODY:** C.STEEL WCB

**STEM:** S.STEEL 316

**BALL:** S.STEEL 316

**SEATS:** PTFE

**L & T PORT**

**PACKING:** PTFE

TF-3WBV-CS-F

ND	CODE	L PORT	CODE	T PORT
25	3WBVLCS-F	3WBVCS.025.3212L	3WBVTCS-F	3WBVCS.025.3212T
32	3WBVLCS-F	3WBVCS.032.3212L	3WBVTCS-F	3WBVCS.032.3212T
40	3WBVLCS-F	3WBVCS.040.3212L	3WBVTCS-F	3WBVCS.040.3212T
50	3WBVLCS-F	3WBVCS.050.3212L	3WBVTCS-F	3WBVCS.050.3212T
65	3WBVLCS-F	3WBVCS.065.3212L	3WBVTCS-F	3WBVCS.065.3212T
80	3WBVLCS-F	3WBVCS.080.3212L	3WBVTCS-F	3WBVCS.080.3212T
100	3WBVLCS-F	3WBVCS.100.3212L	3WBVTCS-F	3WBVCS.100.3212T
125	3WBVLCS-F	3WBVCS.125.3212L	3WBVTCS-F	3WBVCS.125.3212T
150	3WBVLCS-F	3WBVCS.150.3212L	3WBVTCS-F	3WBVCS.150.3212T

ISO 5211 MOUNTING PAD



LOCKING DEVICE



ATEX Mark = 10 €/pc.

### 3-WAYS BALL VALVE. PN-16. S.STEEL. FLANGED ENDS DIN PN-16

**BODY:** S.STEEL CF8M

**STEM:** S.STEEL 316

**BALL:** S.STEEL 316

**SEATS:** PTFE


**L & T PORT**

**PACKING:** PTFE

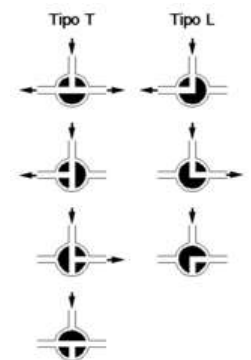
TF-3WBVSS-F

ND	CODE	L PORT	CODE	T PORT
25	3WBVLSS-F	3WBVSS.025.1212L	3WBVTSS-F	3WBVSS.025.1212T
32	3WBVLSS-F	3WBVSS.032.1212L	3WBVTSS-F	3WBVSS.032.1212T
40	3WBVLSS-F	3WBVSS.040.1212L	3WBVTSS-F	3WBVSS.040.1212T
50	3WBVLSS-F	3WBVSS.050.1212L	3WBVTSS-F	3WBVSS.050.1212T
65	3WBVLSS-F	3WBVSS.065.1212L	3WBVTSS-F	3WBVSS.065.1212T
80	3WBVLSS-F	3WBVSS.080.1212L	3WBVTSS-F	3WBVSS.080.1212T
100	3WBVLSS-F	3WBVSS.100.1212L	3WBVTSS-F	3WBVSS.100.1212T
125	3WBVLSS-F	3WBVSS.125.1212L	3WBVTSS-F	3WBVSS.125.1212T
150	3WBVLSS-F	3WBVSS.150.1212L	3WBVTSS-F	3WBVSS.150.1212T

ISO 5211 MOUNTING PAD



ATEX Mark = 10 €/pc.



LOCKING DEVICE





## BALL VALVES

### HIGH PERFORMANCE 2-PCS BALL VALVE. C.STEEL & S.STEEL. DIN & ANSI

ATEX

Fire Safe

ISO-15848

SEATS: MODIFIED PTFE **TFM-1600®**

Max. Temperature: 230°C acc./diagram Pt

**BODY:** C.STEEL A-216 WCB

**BALL:** S.STEEL 316

**STEM:** S.STEEL 316



**PACKING:** GRAFOIL / O'Ring FKM

**BODY SEAL:** Spirometalic SS/Graphite

**FLANGE ISO 5211** Direct Mount

ND	CODE	PN-16	PN-40	150#	300#
15	BVHP-CS-F	BVHPCS.015.3214	BVHPCS.015.3214	BVHPCS.015.3215	BVHPCS.015.3216
20	BVHP-CS-F	BVHPCS.020.3214	BVHPCS.020.3214	BVHPCS.020.3215	BVHPCS.020.3216
25	BVHP-CS-F	BVHPCS.025.3214	BVHPCS.025.3214	BVHPCS.025.3215	BVHPCS.025.3216
32	BVHP-CS-F	BVHPCS.032.3214	BVHPCS.032.3214	N/A	N/A
40	BVHP-CS-F	BVHPCS.040.3214	BVHPCS.040.3214	BVHPCS.040.3215	BVHPCS.040.3216
50	BVHP-CS-F	BVHPCS.050.3214	BVHPCS.050.3214	BVHPCS.050.3215	BVHPCS.050.3216
65	BVHP-CS-F	BVHPCS.065.3212	BVHPCS.065.3214	BVHPCS.065.3215	N/A
80	BVHP-CS-F	BVHPCS.080.3212	BVHPCS.080.3214	BVHPCS.080.3215	BVHPCS.080.3216
100	BVHP-CS-F	BVHPCS.100.3212	BVHPCS.100.3214	BVHPCS.100.3215	BVHPCS.100.3216
125	BVHP-CS-F	BVHPCS.125.3212	BVHPCS.125.3214	N/A	N/A
150	BVHP-CS-F	BVHPCS.150.3212	BVHPCS.150.3214	BVHPCS.150.3215	BVHPCS.150.3216
200	BVHP-CS-F	BVHPCS.200.3212	N/A	BVHPCS.200.3215	BVHPCS.200.3216

NACE

MR0175



### HIGH PERFORMANCE 2-PCS BALL VALVE. S.STEEL & S.STEEL. DIN & ANSI

ATEX

Fire Safe

ISO-15848

SEATS: MODIFIED PTFE **TFM-1600®**

Max. Temperature: 230°C acc./diagram Pt

**BODY:** S.STEEL CF8M

**BALL:** S.STEEL 316

**STEM:** S.STEEL 316



**PACKING:** GRAFOIL / O'Ring FKM

**BODY SEAL:** Spirometalic SS/Graphite

**FLANGE ISO 5211** Direct Mount

ND	CODE	PN-16	PN-40	150#	300#
15	BVHP-SS-F	BVHPSS.015.1214	BVHPSS.015.1214	BVHPSS.015.1215	BVHPSS.015.1216
20	BVHP-SS-F	BVHPSS.020.1214	BVHPSS.020.1214	BVHPSS.020.1215	BVHPSS.020.1216
25	BVHP-SS-F	BVHPSS.025.1214	BVHPSS.025.1214	BVHPSS.025.1215	BVHPSS.025.1216
32	BVHP-SS-F	BVHPSS.032.1214	BVHPSS.032.1214	N/A	N/A
40	BVHP-SS-F	BVHPSS.040.1214	BVHPSS.040.1214	BVHPSS.040.1215	BVHPSS.040.1216
50	BVHP-SS-F	BVHPSS.050.1214	BVHPSS.050.1214	BVHPSS.050.1215	BVHPSS.050.1216
65	BVHP-SS-F	BVHPSS.065.1213	BVHPSS.065.1214	BVHPSS.065.1215	N/A
80	BVHP-SS-F	BVHPSS.080.1213	BVHPSS.080.1214	BVHPSS.080.1215	BVHPSS.080.1216
100	BVHP-SS-F	BVHPSS.100.1213	BVHPSS.100.1214	BVHPSS.100.1215	BVHPSS.100.1216
125	BVHP-SS-F	BVHPSS.125.1213	BVHPSS.125.1214	N/A	N/A
150	BVHP-SS-F	BVHPSS.150.1213	BVHPSS.150.1214	BVHPSS.150.1215	BVHPSS.150.1216
200	BVHP-SS-F	BVHPSS.200.1213	N/A	BVHPSS.200.1215	BVHPSS.200.1216

NACE

MR0175



## PNEUMATIC VALVES

### BUTTERFLY VALVE WAFER PN16 FOR FLANGES PN10/16/ANSI150 WITH PNEUMATIC ACTUATOR

TF-BFV-W-PNA



**BODY:** DUCTILE IRON GJS400  
**DISC:** DUCTILE IRON GJS400 + EPOXY / S.STEEL 316  
**STEM:** S.STEEL 420  
**SEAT:** EPDM  
**COATING:** EPOXY 250µm.  
 ALUMINUM PNEUMATIC ACTUATOR 1/4 TURN.

*Prices calculated for air pressure of 6 Bar.*



ND	GJS400 DISC	D. ACTING	S.RETURN	SS 316 DISC	D. ACTING	S.RETURN
40	BFV-W-DI-PNA	BFV.040,51123W	BFV.040,51124W	BFV-W-SS-PNA	BFV.040,52123W	BFV.040,52124W
50	BFV-W-DI-PNA	BFV.050,51123W	BFV.050,51124W	BFV-W-SS-PNA	BFV.050,52123W	BFV.050,52124W
65	BFV-W-DI-PNA	BFV.065,51123W	BFV.065,51124W	BFV-W-SS-PNA	BFV.065,52123W	BFV.065,52124W
80	BFV-W-DI-PNA	BFV.080,51123W	BFV.080,51124W	BFV-W-SS-PNA	BFV.080,52123W	BFV.080,52124W
100	BFV-W-DI-PNA	BFV.100,51123W	BFV.100,51124W	BFV-W-SS-PNA	BFV.100,52123W	BFV.100,52124W
125	BFV-W-DI-PNA	BFV.125,51123W	BFV.125,51124W	BFV-W-SS-PNA	BFV.125,52123W	BFV.125,52124W
150	BFV-W-DI-PNA	BFV.150,51123W	BFV.150,51124W	BFV-W-SS-PNA	BFV.150,52123W	BFV.150,52124W
200	BFV-W-DI-PNA	BFV.200,51123W	BFV.200,51124W	BFV-W-SS-PNA	BFV.200,52123W	BFV.200,52124W
250	BFV-W-DI-PNA	BFV.250,51123W	BFV.250,51124W	BFV-W-SS-PNA	BFV.250,52123W	BFV.250,52124W
300	BFV-W-DI-PNA	BFV.300,51123W	BFV.300,51124W	BFV-W-SS-PNA	BFV.300,52123W	BFV.300,52124W

All the applications are calculated according to the valve torque at its maximum working pressure and considering a lubricated fluid. For another type of fluid (dust, gas, solids, etc.) please consult.

### BUTTERFLY VALVE LUG TYPE PN16 FOR FLANGES PN10/16 WITH PNEUMATIC ACTUATOR

TF-BFV-L-PNA



**BODY:** DUCTILE IRON GJS400  
**DISC:** S.STEEL 316  
**STEM:** S.STEEL 420  
**SEAT:** NBR  
**COATING:** EPOXY 250µm.  
 ALUMINUM PNEUMATIC ACTUATOR 1/4 TURN.

*Prices calculated for air pressure of 6 Bar.*



ND	SS 316 DISC	D. ACTING	S.RETURN
50	BFV-W-SS-PNA	BFV.050,52223L	BFV.050,52224L
65	BFV-W-SS-PNA	BFV.065,52223L	BFV.065,52224L
80	BFV-W-SS-PNA	BFV.080,52223L	BFV.080,52224L
100	BFV-W-SS-PNA	BFV.100,52223L	BFV.100,52224L
125	BFV-W-SS-PNA	BFV.125,52223L	BFV.125,52224L
150	BFV-W-SS-PNA	BFV.150,52223L	BFV.150,52224L
200	BFV-W-SS-PNA	BFV.200,52223L	BFV.200,52224L
250	BFV-W-SS-PNA	BFV.250,52223L	BFV.250,52224L
300	BFV-W-SS-PNA	BFV.300,52223L	BFV.300,52224L

All the applications are calculated according to the valve torque at its maximum working pressure and considering a lubricated fluid. For another type of fluid (dust, gas, solids, etc.) please consult.


# PNEUMATIC VALVES

TF-KGV-W-PNA

## KNIFE VALVE WAFER TYPE FOR FLANGES DIN PN-10 / ANSI 150# WITH DOUBLE ACTING PNEUMATIC CYLINDER



**BODY:** CAST IRON GJL250  
**BLADE:** S.STEEL 304  
**SEAT:** METAL/METAL or NBR Standard  
**SHAFT:** S.STEEL 13%Cr  
**PACKING:** PTFE  
 EPDM SEAT ON REQUEST



ND	CODE	METAL SEAT	NBR SEAT	ANSI 150# (*)	BIDIRECTIONAL
50	KGV-CI-W-PNA	KGVCIW.050.4113	KGVCIW.050.4123	KGVCIW.050.43153	KGVCIW.050.41133B
65	KGV-CI-W-PNA	KGVCIW.065.4113	KGVCIW.065.4123	KGVCIW.065.43153	KGVCIW.065.41133B
80	KGV-CI-W-PNA	KGVCIW.080.4113	KGVCIW.080.4123	KGVCIW.080.43153	KGVCIW.080.41133B
100	KGV-CI-W-PNA	KGVCIW.100.4113	KGVCIW.100.4123	KGVCIW.100.43153	KGVCIW.100.41133B
125	KGV-CI-W-PNA	KGVCIW.125.4113	KGVCIW.125.4123	KGVCIW.125.43153	KGVCIW.125.41133B
150	KGV-CI-W-PNA	KGVCIW.150.4113	KGVCIW.150.4123	KGVCIW.150.43153	KGVCIW.150.41133B
200	KGV-CI-W-PNA	KGVCIW.200.4113	KGVCIW.200.4123	KGVCIW.200.43153	KGVCIW.200.41133B
250	KGV-CI-W-PNA	KGVCIW.250.4113	KGVCIW.250.4123	KGVCIW.250.43153	KGVCIW.250.41133B
300	KGV-CI-W-PNA	KGVCIW.300.4113	KGVCIW.300.4123	KGVCIW.300.43153	KGVCIW.300.41133B
350	KGV-CI-W-PNA	KGVCIW.350.4113	KGVCIW.350.4123	KGVCIW.350.43153	KGVCIW.350.41133B
400	KGV-CI-W-PNA	KGVCIW.400.4113	KGVCIW.400.4123	KGVCIW.400.43153	KGVCIW.400.41133B
450	KGV-CI-W-PNA	KGVCIW.450.4113	KGVCIW.450.4123	KGVCIW.450.43153	
500	KGV-CI-W-PNA	KGVCIW.500.4113	KGVCIW.500.4123	KGVCIW.500.43153	
600	KGV-CI-W-PNA	KGVCIW.600.4113	KGVCIW.600.4123	KGVCIW.600.43153	
700	KGV-CI-W-PNA	KGVCIW.700.4113	KGVCIW.700.4123	(*) EPDM SEAT	



ATEX On Request

TF-KGV-W-PNA

## KNIFE VALVE WAFER TYPE STAINLESS STEEL FOR FLANGES DIN PN-10 WITH DOUBLE ACTING PNEUMATIC CYLINDER



**BODY:** S.STEEL CF8M  
**BLADE:** S.STEEL 316  
**SEAT:** METAL/METAL or EPDM Standard  
**SHAFT:** S.STEEL 13%Cr  
**PACKING:** PTFE  
 NBR SEAT ON REQUEST



ND	CODE	METAL SEAT	EPDM SEAT
50	KGV-SS-W-PNA	KGVCIW.050.1113	KGVCIW.050.1313
65	KGV-SS-W-PNA	KGVCIW.065.1113	KGVCIW.065.1313
80	KGV-SS-W-PNA	KGVCIW.080.1113	KGVCIW.080.1313
100	KGV-SS-W-PNA	KGVCIW.100.1113	KGVCIW.100.1313
125	KGV-SS-W-PNA	KGVCIW.125.1113	KGVCIW.125.1313
150	KGV-SS-W-PNA	KGVCIW.150.1113	KGVCIW.150.1313
200	KGV-SS-W-PNA	KGVCIW.200.1113	KGVCIW.200.1313
250	KGV-SS-W-PNA	KGVCIW.250.1113	KGVCIW.250.1313
300	KGV-SS-W-PNA	KGVCIW.300.1113	KGVCIW.300.1313
350	KGV-SS-W-PNA	KGVCIW.350.1113	KGVCIW.350.1313
400	KGV-SS-W-PNA	KGVCIW.400.1113	KGVCIW.400.1313
450	KGV-SS-W-PNA	KGVCIW.450.1113	KGVCIW.450.1313
500	KGV-SS-W-PNA	KGVCIW.500.1113	KGVCIW.500.1313
600	KGV-SS-W-PNA	KGVCIW.600.1113	KGVCIW.600.1313



ATEX On Request

BIGGER DIAMETERS UNDER REQUEST. ATEX MARK ON REQUEST WITH EXTRA PRICE-  
 AVAILABLE WITH SINGLE ACTING PNEUMATIC CYLINDER ON REQUEST.

# PINCH VALVES

## PINCH VALVES WITH INTEGRAL FULL BORE. FLANGED ENDS DIN PN10

TF-PV-F



**BODY :** ALUMINUM  
**FLANGES :** ALUMINUM  
**SLEEVE:** NATURAL RUBBER ANTI-ABRASIVE  
**COATING:** EPOXY 80 MICRONS.  
**SLEEVE ON REQUEST:** EPDM - NITRILE - FPM/FKM - SILICONE - FOOD RUBBER.

### SLEEVE SPARE PART

ND	CODE	CODE
40	PV-F	PV.040,2111
50	PV-F	PV.050,2111
65	PV-F	PV.065,2111
80	PV-F	PV.080,2111
100	PV-F	PV.100,2111
125	PV-F	PV.125,2111
150	PV-F	PV.150,2111
200	PV-F	PV.200,2111

CODE	NATURAL RUBBER
PV-F-SPCN	PVSPCN.040,2111
PV-F-SPCN	PVSPCN.050,2111
PV-F-SPCN	PVSPCN.065,2111
PV-F-SPCN	PVSPCN.080,2111
PV-F-SPCN	PVSPCN.100,2111
PV-F-SPCN	PVSPCN.125,2111
PV-F-SPCN	PVSPCN.150,2111
PV-F-SPCN	PVSPCN.200,2111



# PNEUMATIC VALVES

TF-2PBV-PNA

## 2Pcs BALL VALVE SCREWED BSP DIRECT MOUNT WITH PNEUMATIC ACTUATOR

## 3Pcs BALL VALVE BSP/NPT/SW/BW DIRECT MOUNT WITH PNEUMATIC ACTUATOR

TF-3PBV-PNA



**BODY:** S.STEEL CF8M      **SEATS:** PTFE  
**BALL:** S.STEEL 316      **STEM:** S.STEEL 316



ISO 5211 FLANGE  
ALUMINUM PNEUMATIC ACTUATOR 1/4 TURN.

*Prices calculated for air pressure of 6 Bar.*

ND	CODE	D. ACTING	S.RETURN
1/4"	2PBV-SS-T-DE	2PBV.006.173G	2PBV.006.174G
3/8"	2PBV-SS-T-DE	2PBV.010.173G	2PBV.010.174G
1/2"	2PBV-SS-T-DE	2PBV.015.173G	2PBV.015.174G
3/4"	2PBV-SS-T-DE	2PBV.020.173G	2PBV.020.174G
1"	2PBV-SS-T-DE	2PBV.025.173G	2PBV.025.174G
1 1/4"	2PBV-SS-T-DE	2PBV.032.173G	2PBV.032.174G
1 1/2"	2PBV-SS-T-DE	2PBV.040.173G	2PBV.040.174G
2"	2PBV-SS-T-DE	2PBV.050.173G	2PBV.050.174G
2 1/2"	2PBV-SS-T-DE	2PBV.065.173G	2PBV.065.174G
3"	2PBV-SS-T-DE	2PBV.080.173G	2PBV.080.174G
4"	2PBV-SS-T-DE	2PBV.100.173G	2PBV.100.174G

CODE	D. ACTING	S.RETURN
3PBV-SS-T-PNA	3PBV.006.173G	3PBV.006.174G
3PBV-SS-T-PNA	3PBV.010.173G	3PBV.010.174G
3PBV-SS-T-PNA	3PBV.015.173G	3PBV.015.174G
3PBV-SS-T-PNA	3PBV.020.173G	3PBV.020.174G
3PBV-SS-T-PNA	3PBV.025.173G	3PBV.025.174G
3PBV-SS-T-PNA	3PBV.032.173G	3PBV.032.174G
3PBV-SS-T-PNA	3PBV.040.173G	3PBV.040.174G
3PBV-SS-T-PNA	3PBV.050.173G	3PBV.050.174G
3PBV-SS-T-PNA	3PBV.065.173G	3PBV.065.174G
3PBV-SS-T-PNA	3PBV.080.173G	3PBV.080.174G
3PBV-SS-T-PNA	3PBV.100.173G	3PBV.100.174G

All the applications are calculated according to the valve torque at its maximum working pressure and considering a lubricated fluid. For another type of fluid (dust, gas, solids, etc.) please consult.

**2-PCS BALL VALVE. PN-16. CAST IRON. FLANGED ENDS DIN PN-16 WITH PNEUMATIC ACTUATOR**

**BODY:** CAST IRON GJL250

**BALL:** S.STEEL 304

**STEM:** S.STEEL 304

**SEATS & PACKING :** PTFE

**STEM O'RING :** FKM (VITON)

ISO 5211 FLANGE

ALUMINUM PNEUMATIC ACTUATOR 1/4 TURN.

Prices calculated for air pressure of 6 Bar.



ND	CODE	D. ACTING	CODE	S.RETURN
15	BVCI-F-DE-PNA	BVCI.015.4213	BVCI-SE-F-PNA	BVCI.015.4214
20	BVCI-F-DE-PNA	BVCI.020.4213	BVCI-SE-F-PNA	BVCI.020.4214
25	BVCI-F-DE-PNA	BVCI.025.4213	BVCI-SE-F-PNA	BVCI.025.4214
32	BVCI-F-DE-PNA	BVCI.032.4213	BVCI-SE-F-PNA	BVCI.032.4214
40	BVCI-F-DE-PNA	BVCI.040.4213	BVCI-SE-F-PNA	BVCI.040.4214
50	BVCI-F-DE-PNA	BVCI.050.4213	BVCI-SE-F-PNA	BVCI.050.4214
65	BVCI-F-DE-PNA	BVCI.065.4213	BVCI-SE-F-PNA	BVCI.065.4214
80	BVCI-F-DE-PNA	BVCI.080.4213	BVCI-SE-F-PNA	BVCI.080.4214
100	BVCI-F-DE-PNA	BVCI.100.4213	BVCI-SE-F-PNA	BVCI.100.4214
125	BVCI-F-DE-PNA	BVCI.125.4213	BVCI-SE-F-PNA	BVCI.125.4214
150	BVCI-F-DE-PNA	BVCI.150.4213	BVCI-SE-F-PNA	BVCI.150.4214
200	BVCI-F-DE-PNA	BVCI.200.4213	BVCI-SE-F-PNA	BVCI.200.4214

All the applications are calculated according to the valve torque at its maximum working pressure and considering a lubricated fluid. For another type of fluid (dust, gas, solids, etc.) please consult.

**2-PCS BALL VALVE. PN16. C.STEEL WITH PNEUMATIC ACTUATOR**

**BODY:** A-216 WCB

**BALL:** S.STEEL 316

**SEATS:** PTFE

**PACKING:** PTFE



**2-PCS BALL VALVE. PN16. S.STEEL. WITH PNEUMATIC ACTUATOR**

**BODY:** S.STEEL CF8M

**BALL:** S.STEEL 316

**SEATS:** PTFE

**PACKING:** PTFE



ISO 5211 FLANGE

ALUMINUM PNEUMATIC ACTUATOR 1/4 TURN.

Prices calculated for air pressure of 6 Bar.

ND	CODE	D. ACTING	S.RETURN
15	BVCS-F-PNA	BVCS.015.3213	BVCS.015.3214
20	BVCS-F-PNA	BVCS.020.3213	BVCS.020.3214
25	BVCS-F-PNA	BVCS.025.3213	BVCS.025.3214
32	BVCS-F-PNA	BVCS.032.3213	BVCS.032.3214
40	BVCS-F-PNA	BVCS.040.3213	BVCS.040.3214
50	BVCS-F-PNA	BVCS.050.3213	BVCS.050.3214
65	BVCS-F-PNA	BVCS.065.3213	BVCS.065.3214
80	BVCS-F-PNA	BVCS.080.3213	BVCS.080.3214
100	BVCS-F-PNA	BVCS.100.3213	BVCS.100.3214
125	BVCS-F-PNA	BVCS.125.3213	BVCS.125.3214
150	BVCS-F-PNA	BVCS.150.3213	BVCS.150.3214
200	BVCS-F-PNA	ON REQUEST	ON REQUEST

CODE	D. ACTING	S.RETURN
BVSS-F-PNA	BVSS.015.1213	BVSS.015.1214
BVSS-F-PNA	BVSS.020.1213	BVSS.020.1214
BVSS-F-PNA	BVSS.025.1213	BVSS.025.1214
BVSS-F-PNA	BVSS.032.1213	BVSS.032.1214
BVSS-F-PNA	BVSS.040.1213	BVSS.040.1214
BVSS-F-PNA	BVSS.050.1213	BVSS.050.1214
BVSS-F-PNA	BVSS.065.1213	BVSS.065.1214
BVSS-F-PNA	BVSS.080.1213	BVSS.080.1214
BVSS-F-PNA	BVSS.100.1213	BVSS.100.1214
BVSS-F-PNA	BVSS.125.1213	BVSS.125.1214
BVSS-F-PNA	BVSS.150.1213	BVSS.150.1214
BVSS-F-PNA	ON REQUEST	ON REQUEST

All the applications are calculated according to the valve torque at its maximum working pressure and considering a lubricated fluid. For another type of fluid (dust, gas, solids, etc.) please consult.



# PNEUMATIC VALVES

## 3-WAYS BALL VALVE. PN-40. S.STEEL. SCREWED ENDS BSP WITH PNEUMATIC ACTUATOR



**BODY:** S.STEEL CF8M  
**BALL:** S.STEEL 316  
**STEM:** S.STEEL 316  
**SEATS % PACKING:** PTFE  
**L & T PORT**

ALUMINUM PNEUMATIC ACTUATOR 1/4 TURN.

Prices calculated for air pressure of 6 Bar.



TF-3WBV-PNA-T

ND	CODE L-PORT	D. ACTING	S.RETURN	CODE T-PORT	D. ACTING	S.RETURN
1/4"	3WBVLSS-L-PNA	3WBVSS.006.173L	3WBVSS.006.174L	3WBVLSS-T-PNA	3WBVSS.006.173T	3WBVSS.006.174T
3/8"	3WBVLSS-L-PNA	3WBVSS.010.173L	3WBVSS.010.174L	3WBVLSS-T-PNA	3WBVSS.010.173T	3WBVSS.010.174T
1/2"	3WBVLSS-L-PNA	3WBVSS.015.173L	3WBVSS.015.174L	3WBVLSS-T-PNA	3WBVSS.015.173T	3WBVSS.015.174T
3/4"	3WBVLSS-L-PNA	3WBVSS.020.173L	3WBVSS.020.174L	3WBVLSS-T-PNA	3WBVSS.020.173T	3WBVSS.020.174T
1"	3WBVLSS-L-PNA	3WBVSS.025.173L	3WBVSS.025.174L	3WBVLSS-T-PNA	3WBVSS.025.173T	3WBVSS.025.174T
1 1/4"	3WBVLSS-L-PNA	3WBVSS.032.173L	3WBVSS.032.174L	3WBVLSS-T-PNA	3WBVSS.032.173T	3WBVSS.032.174T
1 1/2"	3WBVLSS-L-PNA	3WBVSS.040.173L	3WBVSS.040.174L	3WBVLSS-T-PNA	3WBVSS.040.173T	3WBVSS.040.174T
2"	3WBVLSS-L-PNA	3WBVSS.050.173L	3WBVSS.050.174L	3WBVLSS-T-PNA	3WBVSS.050.173T	3WBVSS.050.174T

## 3-WAYS BALL VALVE. PN-16. FLANGED ENDS DIN PN-16. WITH PNEUMATIC ACTUATOR



**BODY:** C.STEEL WCB / S.STEEL CF8M  
**BALL:** S.STEEL 316  
**STEM:** S.STEEL 316  
**SEATS & PACKING:** PTFE  
**L & T PORT**

ALUMINUM PNEUMATIC ACTUATOR 1/4 TURN.

Prices calculated for air pressure of 6 Bar.



TF-3WBV-PNA

C.STEEL						
ND	CODE L-PORT	D. ACTING	S.RETURN	CODE T-PORT	D. ACTING	S.RETURN
25	3WBVLCS-F	3WBVCS.025.3213L	3WBVCS.025.3214L	3WBVTCS-F	3WBVCS.025.3213T	3WBVCS.025.3214T
32	3WBVLCS-F	3WBVCS.032.3213L	3WBVCS.032.3214L	3WBVTCS-F	3WBVCS.032.3213T	3WBVCS.032.3214T
40	3WBVLCS-F	3WBVCS.040.3213L	3WBVCS.040.3214L	3WBVTCS-F	3WBVCS.040.3213T	3WBVCS.040.3214T
50	3WBVLCS-F	3WBVCS.050.3213L	3WBVCS.050.3214L	3WBVTCS-F	3WBVCS.050.3213T	3WBVCS.050.3214T
65	3WBVLCS-F	3WBVCS.065.3213L	3WBVCS.065.3214L	3WBVTCS-F	3WBVCS.065.3213T	3WBVCS.065.3214T
80	3WBVLCS-F	3WBVCS.080.3213L	3WBVCS.080.3214L	3WBVTCS-F	3WBVCS.080.3213T	3WBVCS.080.3214T
100	3WBVLCS-F	3WBVCS.100.3213L	3WBVCS.100.3214L	3WBVTCS-F	3WBVCS.100.3213T	3WBVCS.100.3214T
125	3WBVLCS-F	3WBVCS.125.3213L	3WBVCS.125.3214L	3WBVTCS-F	3WBVCS.125.3213T	3WBVCS.125.3214T
150	3WBVLCS-F	3WBVCS.150.3213L	3WBVCS.150.3214L	3WBVTCS-F	3WBVCS.150.3213T	3WBVCS.150.3214T
S.STEEL						
ND	CODE L-PORT	D. ACTING	S.RETURN	CODE T-PORT	D. ACTING	S.RETURN
25	3WBVLSS-F	3WBVSS.025.1213L	3WBVSS.025.1214L	3WBVTSS-F	3WBVSS.025.1213T	3WBVSS.025.1214T
32	3WBVLSS-F	3WBVSS.032.1213L	3WBVSS.032.1214L	3WBVTSS-F	3WBVSS.032.1213T	3WBVSS.032.1214T
40	3WBVLSS-F	3WBVSS.040.1213L	3WBVSS.040.1214L	3WBVTSS-F	3WBVSS.040.1213T	3WBVSS.040.1214T
50	3WBVLSS-F	3WBVSS.050.1213L	3WBVSS.050.1214L	3WBVTSS-F	3WBVSS.050.1213T	3WBVSS.050.1214T
65	3WBVLSS-F	3WBVSS.065.1213L	3WBVSS.065.1214L	3WBVTSS-F	3WBVSS.065.1213T	3WBVSS.065.1214T
80	3WBVLSS-F	3WBVSS.080.1213L	3WBVSS.080.1214L	3WBVTSS-F	3WBVSS.080.1213T	3WBVSS.080.1214T
100	3WBVLSS-F	3WBVSS.100.1213L	3WBVSS.100.1214L	3WBVTSS-F	3WBVSS.100.1213T	3WBVSS.100.1214T
125	3WBVLSS-F	3WBVSS.125.1213L	3WBVSS.125.1214L	3WBVTSS-F	3WBVSS.125.1213T	3WBVSS.125.1214T
150	3WBVLSS-F	3WBVSS.150.1213L	3WBVSS.150.1214L	3WBVTSS-F	3WBVSS.150.1213T	3WBVSS.150.1214T



All the applications are calculated according to the valve torque at its maximum working pressure and considering a lubricated fluid. For another type of fluid (dust, gas, solids, etc.) please consult.

**2-PCS BALL VALVE. C.STEEL. ANSI 150#.WITH PNEUMATIC ACTUATOR**



**BODY:** C.STEEL A-216 WCB  
**BALL:** S.STEEL 304  
**SEATS:** PTFE + GV  
**STEM:** S.STEEL 316  
**PACKING:** PTFE  
**STEM O'RING :** FKM (VITON)  
 ALUMINUM PNEUMATIC ACTUATOR 1/4 TURN.  
*Prices calculated for air pressure of 6 Bar.*

ND	CODE	D. ACTING	CODE	S.RETURN
15	TF-BVCS-F150-DE	BVCS.015.32153	TF-BVCS-F150-SE	BVCS.015.32154
20	TF-BVCS-F150-DE	BVCS.020.32153	TF-BVCS-F150-SE	BVCS.020.32154
25	TF-BVCS-F150-DE	BVCS.025.32153	TF-BVCS-F150-SE	BVCS.025.32154
32	TF-BVCS-F150-DE	BVCS.032.32153	TF-BVCS-F150-SE	BVCS.032.32154
40	TF-BVCS-F150-DE	BVCS.040.32153	TF-BVCS-F150-SE	BVCS.040.32154
50	TF-BVCS-F150-DE	BVCS.050.32153	TF-BVCS-F150-SE	BVCS.050.32154
65	TF-BVCS-F150-DE	BVCS.065.32153	TF-BVCS-F150-SE	BVCS.065.32154
80	TF-BVCS-F150-DE	BVCS.080.32153	TF-BVCS-F150-SE	BVCS.080.32154
100	TF-BVCS-F150-DE	BVCS.100.32153	TF-BVCS-F150-SE	BVCS.100.32154
150	TF-BVCS-F150-DE	BVCS.150.32153	TF-BVCS-F150-SE	BVCS.150.32154
200	TF-BVCS-F150-DE	BVCS.200.32153	TF-BVCS-F150-SE	BVCS.200.32154



All the applications are calculated according to the valve torque at its maximum working pressure and considering a lubricated fluid. For another type of fluid (dust, gas, solids, etc.) please consult.

**2-PCS BALL VALVE. S.STEEL. ANSI 150#.WITH PNEUMATIC ACTUATOR**



**BODY:** S.STEEL CF8M -316  
**BALL:** S.STEEL 316  
**SEATS:** PTFE + GV  
**STEM:** S.STEEL 316  
**PACKING:** PTFE  
**STEM O'RING :** FKM (VITON)  
 ALUMINUM PNEUMATIC ACTUATOR 1/4 TURN.  
*Prices calculated for air pressure of 6 Bar.*

ND	CODE	D. ACTING	CODE	S.RETURN
15	BVHP-SS-F-DE	BVSS.015.12153	BVHP-SS-F-SE	BVSS.015.12154
20	BVHP-SS-F-DE	BVSS.020.12153	BVHP-SS-F-SE	BVSS.020.12154
25	BVHP-SS-F-DE	BVSS.025.12153	BVHP-SS-F-SE	BVSS.025.12154
32	BVHP-SS-F-DE	BVSS.032.12153	BVHP-SS-F-SE	BVSS.032.12154
40	BVHP-SS-F-DE	BVSS.040.12153	BVHP-SS-F-SE	BVSS.040.12154
50	BVHP-SS-F-DE	BVSS.050.12153	BVHP-SS-F-SE	BVSS.050.12154
65	BVHP-SS-F-DE	BVSS.065.12153	BVHP-SS-F-SE	BVSS.065.12154
80	BVHP-SS-F-DE	BVSS.080.12153	BVHP-SS-F-SE	BVSS.080.12154
100	BVHP-SS-F-DE	BVSS.100.12153	BVHP-SS-F-SE	BVSS.100.12154
150	BVHP-SS-F-DE	BVSS.150.12153	BVHP-SS-F-SE	BVSS.150.12154
200	BVHP-SS-F-DE	ON REQUEST	BVHP-SS-F-SE	ON REQUEST



All the applications are calculated according to the valve torque at its maximum working pressure and considering a lubricated fluid. For another type of fluid (dust, gas, solids, etc.) please consult.

# PNEUMATIC VALVES

## WAFER TYPE BALL VALVE. PN-16. S.STEEL. WITH PNEUMATIC ACTUATOR



**BODY:** S.STEEL CF8M      **STEM:** S.STEEL 316  
**BALL:** S.STEEL 316      **SEATS:** PTFE  
**PACKING:** PTFE  
 ALUMINUM PNEUMATIC ACTUATOR 1/4 TURN.

*Prices calculated for air pressure of 6 Bar.*

ND	CODE	D. ACTING	CODE	S.RETURN
15	BVECO-W-DE-PNA	BVSS.015.1213W	BVECO-W-SE-PNA	BVSS.015.1214W
20	BVECO-W-DE-PNA	BVSS.020.1213W	BVECO-W-SE-PNA	BVSS.020.1214W
25	BVECO-W-DE-PNA	BVSS.025.1213W	BVECO-W-SE-PNA	BVSS.025.1214W
32	BVECO-W-DE-PNA	BVSS.032.1213W	BVECO-W-SE-PNA	BVSS.032.1214W
40	BVECO-W-DE-PNA	BVSS.040.1213W	BVECO-W-SE-PNA	BVSS.040.1214W
50	BVECO-W-DE-PNA	BVSS.050.1213W	BVECO-W-SE-PNA	BVSS.050.1214W
65	BVECO-W-DE-PNA	BVSS.065.1213W	BVECO-W-SE-PNA	BVSS.065.1214W
80	BVECO-W-DE-PNA	BVSS.080.1213W	BVECO-W-SE-PNA	BVSS.080.1214W
100	BVECO-W-DE-PNA	BVSS.100.1213W	BVECO-W-SE-PNA	BVSS.100.1214W

**ECO**



TF-BVECOW-PNA

## WAFER TYPE BALL VALVE. PN-16. C.STEEL & S.STEEL. WITH PNEUMATIC ACTUATOR



**BODY:** C.STEEL A105/LF2+ENP / S.STEEL CF8M  
**BALL:** S.STEEL 304 (C.STEEL BODY) / S.STEEL 316 (S.STEEL BODY)  
**SEATS:** PTFE  
 ALUMINUM PNEUMATIC ACTUATOR 1/4 TURN.

*Prices calculated for air pressure of 6 Bar.*

ND	CODE	D. ACTING	CODE	S.RETURN
15	BVCS-W-DE-PNA	BVCS10.015.3213W	BVCS-W-SE-PNA	BVCS10.015.3214W
20	BVCS-W-DE-PNA	BVCS10.020.3213W	BVCS-W-SE-PNA	BVCS10.020.3214W
25	BVCS-W-DE-PNA	BVCS10.025.3213W	BVCS-W-SE-PNA	BVCS10.025.3214W
32	BVCS-W-DE-PNA	BVCS10.032.3213W	BVCS-W-SE-PNA	BVCS10.032.3214W
40	BVCS-W-DE-PNA	BVCS10.040.3213W	BVCS-W-SE-PNA	BVCS10.040.3214W
50	BVCS-W-DE-PNA	BVCS10.050.3213W	BVCS-W-SE-PNA	BVCS10.050.3214W
65	BVCS-W-DE-PNA	BVCS10.065.3213W	BVCS-W-SE-PNA	BVCS10.065.3214W
80	BVCS-W-DE-PNA	BVCS10.080.3213W	BVCS-W-SE-PNA	BVCS10.080.3214W
100	BVCS-W-DE-PNA	BVCS10.100.3213W	BVCS-W-SE-PNA	BVCS10.100.3214W
125	BVCS-W-DE-PNA	BVCS10.125.3213W	BVCS-W-SE-PNA	BVCS10.125.3214W
150	BVCS-W-DE-PNA	BVCS10.150.3213W	BVCS-W-SE-PNA	BVCS10.150.3214W
200	BVCS-W-DE-PNA	BVCS10.200.3213W	BVCS-W-SE-PNA	BVCS10.200.3214W
ND	CODE	D. ACTING	CODE	S.RETURN
15	BVSS-W-DE-PNA	BVSS10.015.1213W	BVSS-W-SE-PNA	BVSS10.015.1214W
20	BVSS-W-DE-PNA	BVSS10.020.1213W	BVSS-W-SE-PNA	BVSS10.020.1214W
25	BVSS-W-DE-PNA	BVSS10.025.1213W	BVSS-W-SE-PNA	BVSS10.025.1214W
32	BVSS-W-DE-PNA	BVSS10.032.1213W	BVSS-W-SE-PNA	BVSS10.032.1214W
40	BVSS-W-DE-PNA	BVSS10.040.1213W	BVSS-W-SE-PNA	BVSS10.040.1214W
50	BVSS-W-DE-PNA	BVSS10.050.1213W	BVSS-W-SE-PNA	BVSS10.050.1214W
65	BVSS-W-DE-PNA	BVSS10.065.1213W	BVSS-W-SE-PNA	BVSS10.065.1214W
80	BVSS-W-DE-PNA	BVSS10.080.1213W	BVSS-W-SE-PNA	BVSS10.080.1214W
100	BVSS-W-DE-PNA	BVSS10.100.1213W	BVSS-W-SE-PNA	BVSS10.100.1214W
125	BVSS-W-DE-PNA	BVSS10.125.1213W	BVSS-W-SE-PNA	BVSS10.125.1214W
150	BVSS-W-DE-PNA	BVSS10.150.1213W	BVSS-W-SE-PNA	BVSS10.150.1214W
200	BVSS-W-DE-PNA	BVSS10.200.1213W	BVSS-W-SE-PNA	BVSS10.200.1214W



**C.STEEL + ENP**



**S.STEEL CF8M**

TF-BV-W-PNA

All the applications are calculated according to the valve torque at its maximum working pressure and considering a lubricated fluid. For another type of fluid (dust, gas, solids, etc.) please consult.

## ELECTRIC VALVES

TF-BFV-W-EA

### WAFER & LUG BUTTERFLY VALVE. PN16. WITH 1-PHASE ELECTRIC ACTUATOR



**BODY:** DUCTILE IRON GJS400  
**DISC:** DUCTILE IRON GJS400 + EPOXY / S.STEEL 316  
**STEM:** S.STEEL 420  
**SEAT:** EPDM  
**COATING:** EPOXY 250µm.  
 MULTI VOLTAGE ELECTRIC ACTUATOR QUARTER TURN  
 OPERATES FROM 24 to 240VDC / VAC. IP67

ND	CODE	GJS400 DISC	CODE	S.S.316 DISC
40	BFV-W-DI-EA	BFV.040,51125W	BFV-W-SS-EA	BFV.040,52125W
50	BFV-W-DI-EA	BFV.050,51125W	BFV-W-SS-EA	BFV.050,52125W
65	BFV-W-DI-EA	BFV.065,51125W	BFV-W-SS-EA	BFV.065,52125W
80	BFV-W-DI-EA	BFV.080,51125W	BFV-W-SS-EA	BFV.080,52125W
100	BFV-W-DI-EA	BFV.100,51125W	BFV-W-SS-EA	BFV.100,52125W
125	BFV-W-DI-EA	BFV.125,51125W	BFV-W-SS-EA	BFV.125,52125W
150	BFV-W-DI-EA	BFV.150,51125W	BFV-W-SS-EA	BFV.150,52125W
200	BFV-W-DI-EA	BFV.200,51125W	BFV-W-SS-EA	BFV.200,52125W
250	BFV-W-DI-EA	ON REQUEST	BFV-W-SS-EA	ON REQUEST
300	BFV-W-DI-EA	ON REQUEST	BFV-W-SS-EA	ON REQUEST

ND	CODE	S.S.316 DISC
50	BFV-L-SS-EA	BFV.050,52225L
65	BFV-L-SS-EA	BFV.065,52225L
80	BFV-L-SS-EA	BFV.080,52225L
100	BFV-L-SS-EA	BFV.100,52225L
125	BFV-L-SS-EA	BFV.125,52225L
150	BFV-L-SS-EA	BFV.150,52225L
200	BFV-L-SS-EA	BFV.200,52225L
250	BFV-L-SS-EA	ON REQUEST
300	BFV-L-SS-EA	ON REQUEST



TF-BFV-W-3EA

### WAFER BUTTERFLY VALVE. PN-10 WITH 3-PHASE ELECTRIC ACTUATOR



**BODY:** DUCTILE IRON GJS400  
**DISC:** DUCTILE IRON GJS400 + EPOXY / S.STEEL 316  
**STEM:** S.STEEL 420  
**SEAT:** EPDM  
 WAFER FROM DN-350 TO DN-600, CENTRAL FLANGE FROM DN-700 TO DN-1200  
**BERNARD 3-PHASE ELECTRIC ACTUATOR 400V / 50Hz ON/OFF**  
 PRICES CALCULATED FOR ΔP 10 bar. ΔP 16 bar UNDER REQUEST

ND	CODE PN10	GJS400 DISC	CODE PN10	S.S.316 DISC
350	BFV-W-DI-3EA	BFV.350.51116W	BFV-W-SS-3EA	BFV.350.52116W
400	BFV-W-DI-3EA	BFV.400.51116W	BFV-W-SS-3EA	BFV.400.52116W
450	BFV-W-DI-3EA	BFV.450.51116W	BFV-W-SS-3EA	BFV.450.52116W
500	BFV-W-DI-3EA	BFV.500.51116W	BFV-W-SS-3EA	BFV.500.52116W
600	BFV-W-DI-3EA	BFV.600.51116W	BFV-W-SS-3EA	BFV.600.52116W
700	BFV-W-DI-3EA	BFV.700.51116W	BFV-W-SS-3EA	BFV.700.52116W
800	BFV-W-DI-3EA	BFV.800.51116W	BFV-W-SS-3EA	BFV.800.52116W
900	BFV-W-DI-3EA	BFV.900.51116W	BFV-W-SS-3EA	BFV.900.52116W
1000	BFV-W-DI-3EA	BFV.1000.51116W	BFV-W-SS-3EA	BFV.1000.52116W
1200	BFV-W-DI-3EA	BFV.1200.51116W	BFV-W-SS-3EA	BFV.1200.52116W



All the applications are calculated according to the valve torque at its maximum working pressure and considering a lubricated fluid. For another type of fluid (dust, gas, solids, etc.) please consult.



## ELECTRIC VALVES

### FLANGED BUTTERFLY VALVE. PN16 - WITH 3-PHASE ELECTRIC ACTUATOR



**BODY:** DUCTILE IRON GJS400

**DISC:** S.STEEL 316

**STEM:** S.STEEL 420

**SEAT:** EPDM (VULCANIZED)

**COATING:** EPOXY 250µm.

**ELECTRIC ACTUATOR 400V / 50Hz ON/OFF**

*1-PHASE ACTUATOR ON REQUEST*

TF-BFV13F-3EA

ND	CODE	PN-10	CODE	PN-16
50	BFV13SSEF3EA	BFV.050,52123F	BFV13SSEF3EA	BFV.050,52123F
65	BFV13SSEF3EA	BFV.065,52123F	BFV13SSEF3EA	BFV.065,52123F
80	BFV13SSEF3EA	BFV.080,52123F	BFV13SSEF3EA	BFV.080,52123F
100	BFV13SSEF3EA	BFV.100,52123F	BFV13SSEF3EA	BFV.100,52123F
125	BFV13SSEF3EA	BFV.125,52123F	BFV13SSEF3EA	BFV.125,52123F
150	BFV13SSEF3EA	BFV.150,52123F	BFV13SSEF3EA	BFV.150,52123F
200	BFV13SSEF3EA	BFV.200,52113F	BFV13SSEF3EA	BFV.200,52123F
250	BFV13SSEF3EA	BFV.250,52113F	BFV13SSEF3EA	BFV.250,52123F
300	BFV13SSEF3EA	BFV.300,52113F	BFV13SSEF3EA	BFV.300,52123F
350	BFV13SSEF3EA	BFV.350,52113F	BFV13SSEF3EA	BFV.350,52123F
400	BFV13SSEF3EA	BFV.400,52113F	BFV13SSEF3EA	BFV.400,52123F
450	BFV13SSEF3EA	BFV.450,52113F	BFV13SSEF3EA	BFV.450,52123F
500	BFV13SSEF3EA	BFV.500,52113F	BFV13SSEF3EA	BFV.500,52123F
600	BFV13SSEF3EA	BFV.600,52113F	BFV13SSEF3EA	BFV.600,52123F



**FACE TO FACE ACC. TO EN 558-1 SERIES 13  
SIZES UP TO ND-1600 ON REQUEST**

### FLANGED BUTTERFLY VALVE. PN16 - WITH 3-PHASE ELECTRIC ACTUATOR



**BODY:** DUCTILE IRON GJS500

**DISC:** DUCTILE IRON GJS400 + EPOXY / S.STEEL 316

**STEM:** S.STEEL 420

**SEAT:** EPDM

**COATING:** EPOXY 250µm.

**BERNARD 3-PHASE ELECTRIC ACTUATOR 400V / 50Hz ON/OFF**

*1-PHASE ACTUATOR ON REQUEST*

TF-BFV20F-3EA

ND	CODE	GJS400 DISC	CODE	S.S.316 DISC
200	BFV20DIEF3EA	BFV.200.51126F20	BFV20SSEF3EA	BFV.200.52126F20
250	BFV20DIEF3EA	BFV.250.51126F20	BFV20SSEF3EA	BFV.250.52126F20
300	BFV20DIEF3EA	BFV.300.51126F20	BFV20SSEF3EA	BFV.300.52126F20
350	BFV20DIEF3EA	BFV.350.51126F20	BFV20SSEF3EA	BFV.350.52126F20
400	BFV20DIEF3EA	BFV.400.51126F20	BFV20SSEF3EA	BFV.400.52126F20
450	BFV20DIEF3EA	BFV.450.51126F20	BFV20SSEF3EA	BFV.450.52126F20
500	BFV20DIEF3EA	BFV.500.51126F20	BFV20SSEF3EA	BFV.500.52126F20
600	BFV20DIEF3EA	BFV.600.51126F20	BFV20SSEF3EA	BFV.600.52126F20
700	BFV20DIEF3EA	BFV.700.51126F20	BFV20SSEF3EA	BFV.700.52126F20
800	BFV20DIEF3EA	BFV.800.51126F20	BFV20SSEF3EA	BFV.800.52126F20
900	BFV20DIEF3EA	BFV.900.51126F20	BFV20SSEF3EA	BFV.900.52126F20
1000	BFV20DIEF3EA	BFV.1000.51126F20	BFV20SSEF3EA	BFV.1000.52126F20
1200	BFV20DIEF3EA	BFV.1200.51126F20	BFV20SSEF3EA	BFV.1200.52126F20



**FACE TO FACE ACC. TO EN 558-1 SERIES 20**

All the applications are calculated according to the valve torque at its maximum working pressure and considering a lubricated fluid. For another type of fluid (dust, gas, solids, etc.) please consult.



**DOUBLE ECCENTRIC BUTTERFLY VALVE PN-10/16/PN25/PN40 WITH ELECTRIC ACTUATOR**



**BODY:** DUCTILE IRON GJS500  
**DISC:** GJS500 + EPOXY (Stainless steel Disc on request)  
**STEM:** SS420  
**SEAT:** S.STEEL / EPDM  
**COATING:** EPOXY 250µm.

**WITH 3-PHASE ELECTRIC ACTUATOR 400V / 50Hz ON/OFF BERNARD**

ND	CODE	PN-10	PN-16	PN-25	PN-40
100	DE-BFV-F	BFV.100.51116BX	BFV.100.51126BX	BFV.100.51136BX	N/A
150	DE-BFV-F	BFV.150.51116BX	BFV.150.51126BX	BFV.150.51136BX	N/A
200	DE-BFV-F	BFV.200.51116BX	BFV.200.51126BX	BFV.200.51136BX	BFV.200.51146BX
250	DE-BFV-F	BFV.250.51116BX	BFV.250.51126BX	BFV.250.51136BX	BFV.250.51146BX
300	DE-BFV-F	BFV.300.51116BX	BFV.300.51126BX	BFV.300.51136BX	BFV.300.51146BX
350	DE-BFV-F	BFV.350.51116BX	BFV.350.51126BX	BFV.350.51136BX	BFV.350.51146BX
400	DE-BFV-F	BFV.400.51116BX	BFV.400.51126BX	BFV.400.51136BX	BFV.400.51146BX
450	DE-BFV-F	BFV.450.51116BX	BFV.450.51126BX	BFV.450.51136BX	BFV.450.51146BX
500	DE-BFV-F	BFV.500.51116BX	BFV.500.51126BX	BFV.500.51136BX	BFV.500.51146BX
600	DE-BFV-F	BFV.600.51116BX	BFV.600.51126BX	BFV.600.51136BX	BFV.600.51146BX
700	DE-BFV-F	BFV.700.51116BX	BFV.700.51126BX	BFV.700.51136BX	BFV.700.51146BX
800	DE-BFV-F	BFV.800.51116BX	BFV.800.51126BX	BFV.800.51136BX	BFV.800.51146BX
900	DE-BFV-F	BFV.900.51116BX	BFV.900.51126BX	BFV.900.51136BX	BFV.900.51146BX
1000	DE-BFV-F	BFV.1000.51116BX	BFV.1000.51126BX	BFV.1000.51136BX	BFV.1000.51146BX
1200	DE-BFV-F	BFV.1200.51116BX	BFV.1200.51126BX	BFV.1200.51136BX	BFV.1200.51146BX
1400	DE-BFV-F	BFV.1400.51116BX	BFV.1400.51126BX	BFV.1400.51136BX	BFV.1400.51146BX
1600	DE-BFV-F	BFV.1600.51116BX	BFV.1600.51126BX	BFV.1600.51136BX	N/A
1800	DE-BFV-F	BFV.1800.51116BX	BFV.1800.51126BX	BFV.1800.51136BX	N/A
2000	DE-BFV-F	BFV.2000.51116BX	BFV.2000.51126BX	N/A	N/A



**WITH 3-PHASE ELECTRIC ACTUATOR 400V / 50Hz ON/OFF AUMA**



- MOTOR EQUIPMENT:**
- 1 HAND-WHEEL FOR MANUAL OPERATION
  - 2 LIMIT SWITCHES
  - 1 HEATING RESISTANCE
  - 1 OPEN/CLOSE INDICATOR
  - 2 LIMIT AND TORQUE SENSING

**1-PHASE ACTUATOR ON REQUEST**

ND	CODE	PN-10	PN-16	PN-25	PN-40
100	DE-BFV-F	BFV.100.51117BX	BFV.100.51127BX	BFV.100.51137BX	N/A
150	DE-BFV-F	BFV.150.51117BX	BFV.150.51127BX	BFV.150.51137BX	N/A
200	DE-BFV-F	BFV.200.51117BX	BFV.200.51127BX	BFV.200.51137BX	BFV.200.51147BX
250	DE-BFV-F	BFV.250.51117BX	BFV.250.51127BX	BFV.250.51137BX	BFV.250.51147BX
300	DE-BFV-F	BFV.300.51117BX	BFV.300.51127BX	BFV.300.51137BX	BFV.300.51147BX
350	DE-BFV-F	BFV.350.51117BX	BFV.350.51127BX	BFV.350.51137BX	BFV.350.51147BX
400	DE-BFV-F	BFV.400.51117BX	BFV.400.51127BX	BFV.400.51137BX	BFV.400.51147BX
450	DE-BFV-F	BFV.450.51117BX	BFV.450.51127BX	BFV.450.51137BX	BFV.450.51147BX
500	DE-BFV-F	BFV.500.51117BX	BFV.500.51127BX	BFV.500.51137BX	BFV.500.51147BX
600	DE-BFV-F	BFV.600.51117BX	BFV.600.51127BX	BFV.600.51137BX	BFV.600.51147BX
700	DE-BFV-F	BFV.700.51117BX	BFV.700.51127BX	BFV.700.51137BX	BFV.700.51147BX
800	DE-BFV-F	BFV.800.51117BX	BFV.800.51127BX	BFV.800.51137BX	BFV.800.51147BX
900	DE-BFV-F	BFV.900.51117BX	BFV.900.51127BX	BFV.900.51137BX	BFV.900.51147BX
1000	DE-BFV-F	BFV.1000.51117BX	BFV.1000.51127BX	BFV.1000.51137BX	BFV.1000.51147BX
1200	DE-BFV-F	BFV.1200.51117BX	BFV.1200.51127BX	BFV.1200.51137BX	BFV.1200.51147BX



All the applications are calculated according to the valve torque at its maximum working pressure and considering a lubricated fluid. For another type of fluid (dust, gas, solids, etc.) please consult.

# ELECTRIC VALVES

## RESILIENT SEAT GATE VALVE PN16 FLANGED DIN PN-10/16 WITH ELECTRIC ACTUATOR



**BODY:** DUCTILE IRON GJS500  
**GATE** DUCTILE IRON GJS500 + EPDM / NBR  
**STEM:** SS 420  
**COATING:** EPOXY 250µm.  
**WITH 3-PHASE ELECTRIC ACTUATOR 400V / 50Hz ON/OFF BERNARD**  
*1-PHASE ACTUATOR ON REQUEST*

TF-RSGV-F-EA

ND	CODE	PN-10	CODE	PN-16
50	RSGV-F-3EA	RSGV.050.4216	BFV-W-SS-EA	RSGV.050.4216
65	RSGV-F-3EA	RSGV.065.4216	BFV-W-SS-EA	RSGV.065.4216
80	RSGV-F-3EA	RSGV.080.4216	BFV-W-SS-EA	RSGV.080.4216
100	RSGV-F-3EA	RSGV.100.4216	BFV-W-SS-EA	RSGV.100.4216
125	RSGV-F-3EA	RSGV.125.4216	BFV-W-SS-EA	RSGV.125.4216
150	RSGV-F-3EA	RSGV.150.4216	BFV-W-SS-EA	RSGV.150.4216
200	RSGV-F-3EA	RSGV.200.4116	BFV-W-SS-EA	RSGV.200.4216
250	RSGV-F-3EA	RSGV.250.4116	BFV-W-SS-EA	RSGV.250.4216
300	RSGV-F-3EA	RSGV.300.4116	BFV-W-SS-EA	RSGV.300.4216
350	RSGV-F-3EA	RSGV.350.4116	BFV-W-SS-EA	RSGV.350.4216
400	RSGV-F-3EA	RSGV.400.4116	BFV-W-SS-EA	RSGV.400.4216



## KNIFE VALVE WAFER TYPE FOR FLANGES DIN PN-10 WITH ELECTRIC ACTUATOR



**BODY:** CAST IRON GJL250 / S.STEEL CF8M  
**BLADE:** S.STEEL 304 / S.STEEL 316  
**SEAT** METAL/METAL or NBR Standard  
**SHAFT:** S.STEEL 13%Cr  
**PACKING:** PTFE  
 EPDM SEAT ON REQUEST  
**WITH 3-PHASE ELECTRIC ACTUATOR 400V / 50Hz ON/OFF BERNARD**  
*1-PHASE ACTUATOR ON REQUEST*

TF-KGV-3EA

ND	CODE	BODY GJL-250		BODY S.STEEL CF8M	
		METAL SEAT	NBR SEAT	METAL SEAT	EPDM SEAT
50	KGW-W-3EA	KGVCIW.050.4116	KGVCIW.050.4126	KGVCIW.050.1116	KGVCIW.050.1316
65	KGW-W-3EA	KGVCIW.065.4116	KGVCIW.065.4126	KGVCIW.065.1116	KGVCIW.065.1316
80	KGW-W-3EA	KGVCIW.080.4116	KGVCIW.080.4126	KGVCIW.080.1116	KGVCIW.080.1316
100	KGW-W-3EA	KGVCIW.100.4116	KGVCIW.100.4126	KGVCIW.100.1116	KGVCIW.100.1316
125	KGW-W-3EA	KGVCIW.125.4116	KGVCIW.125.4126	KGVCIW.125.1116	KGVCIW.125.1316
150	KGW-W-3EA	KGVCIW.150.4116	KGVCIW.150.4126	KGVCIW.150.1116	KGVCIW.150.1316
200	KGW-W-3EA	KGVCIW.200.4116	KGVCIW.200.4126	KGVCIW.200.1116	KGVCIW.200.1316
250	KGW-W-3EA	KGVCIW.250.4116	KGVCIW.250.4126	KGVCIW.250.1116	KGVCIW.250.1316
300	KGW-W-3EA	KGVCIW.300.4116	KGVCIW.300.4126	KGVCIW.300.1116	KGVCIW.300.1316
350	KGW-W-3EA	KGVCIW.350.4116	KGVCIW.350.4126	KGVCIW.350.1116	KGVCIW.350.1316
400	KGW-W-3EA	KGVCIW.400.4116	KGVCIW.400.4126	KGVCIW.400.1116	KGVCIW.400.1316
450	KGW-W-3EA	KGVCIW.450.4116	KGVCIW.450.4126	KGVCIW.450.1116	KGVCIW.450.1316
500	KGW-W-3EA	KGVCIW.500.4116	KGVCIW.500.4126	KGVCIW.500.1116	KGVCIW.500.1316
600	KGW-W-3EA	KGVCIW.600.4116	KGVCIW.600.4126	KGVCIW.600.1116	KGVCIW.600.1316



BIGGER SIZES AND ATEX MARK UNDER REQUEST

# ELECTRIC VALVES

TF-BVCI-F-EA

## 2-PCS BALL VALVE. PN-16. CAST IRON. FLANGED ENDS DIN PN-16 WITH 1-PHASE ELECTRIC ACTUATOR



**BODY:** CAST IRON GJL250

**BALL:** S.STEEL 304

**STEM:** S.STEEL 304

**SEATS & PACKING :** PTFE

**STEM O'RING :** FKM (VITON)

MULTI VOLTAGE ELECTRIC ACTUATOR QUARTER TURN

OPERATES FROM 24 to 240VDC / VAC. IP67



ND	CODE	CODE	ACTUATOR
15	BVCI-F-EA	BVCI.015.4215	J2 L/H 10
20	BVCI-F-EA	BVCI.020.4215	J2 L/H 10
25	BVCI-F-EA	BVCI.025.4215	J3c S20
32	BVCI-F-EA	BVCI.032.4215	J3c S20
40	BVCI-F-EA	BVCI.040.4215	J3c S35
50	BVCI-F-EA	BVCI.050.4215	J3c S55
65	BVCI-F-EA	BVCI.065.4215	J3c S55
80	BVCI-F-EA	BVCI.080.4215	J3c L/H 140
100	BVCI-F-EA	BVCI.100.4215	J3c L/H 300
125	BVCI-F-EA	BVCI.125.4215	J3c L/H 300
150	BVCI-F-EA	BVCI.150.4215	J3c L/H 300
200	BVCI-F-EA	BVCI.200.4215	ON REQUEST

All the applications are calculated according to the valve torque at its maximum working pressure and considering a lubricated fluid. For another type of fluid (dust, gas, solids, etc.) please consult.

TF-BVCS-F-EA

## 2Pcs BALL VALVE. C.STEEL. FLANGED PN16 WITH 1-PHASE ELECTRIC ACTUATOR

**BODY:** A-216 WCB

**BALL:** S.STEEL 316

**SEATS:** PTFE

**PACKING:** PTFE



## 2Pcs BALL VALVE. S.STEEL. FLANGED PN16 WITH 1-PHASE ELECTRIC ACTUATOR

**BODY:** S.STEEL CF8M

**BALL:** S.STEEL 316

**SEATS:** PTFE

**PACKING:** PTFE



MULTI VOLTAGE ELECTRIC ACTUATOR QUARTER TURN

OPERATES FROM 24 to 240VDC / VAC. IP67

ND	CODE	CODE	ACTUATOR
15	BVCS-F-EA	BVCS.015.3216	J3c S20
20	BVCS-F-EA	BVCS.020.3216	J3c S20
25	BVCS-F-EA	BVCS.025.3216	J3c S20
32	BVCS-F-EA	BVCS.032.3216	J3c S35
40	BVCS-F-EA	BVCS.040.3216	J3c S35
50	BVCS-F-EA	BVCS.050.3216	J3c S55
65	BVCS-F-EA	BVCS.065.3216	J3c S55
80	BVCS-F-EA	BVCS.080.3216	J3c S85
100	BVCS-F-EA	BVCS.100.3216	J3c L/H 140
125	BVCS-F-EA	BVCS.125.3216	J3c L/H 300
150	BVCS-F-EA	BVCS.150.3216	J3c L/H 300
200	BVCS-F-EA	N/A	ON REQUEST

CODE	CODE	ACTUATOR
BVSS-F-EA	BVSS.015.1216	J3c S20
BVSS-F-EA	BVSS.020.1216	J3c S20
BVSS-F-EA	BVSS.025.1216	J3c S20
BVSS-F-EA	BVSS.032.1216	J3c S35
BVSS-F-EA	BVSS.040.1216	J3c S35
BVSS-F-EA	BVSS.050.1216	J3c S55
BVSS-F-EA	BVSS.065.1216	J3c S55
BVSS-F-EA	BVSS.080.1216	J3c S85
BVSS-F-EA	BVSS.100.1216	J3c L/H 140
BVSS-F-EA	BVSS.125.1216	J3c L/H 300
BVSS-F-EA	BVSS.150.1216	J3c L/H 300
BVSS-F-EA	N/A	ON REQUEST

All the applications are calculated according to the valve torque at its maximum working pressure and considering a lubricated fluid. For another type of fluid (dust, gas, solids, etc.) please consult.

TF-BVSS-F-EA

## ELECTRIC VALVES

### 2 & 3-PCS BALL VALVE.PN63. S.STEEL. SCREW ENDS BSP WITH 1-PHASE ELECTRIC ACTUATOR



**BODY:** S.STEEL CF8M  
**BALL:** S.STEEL 316  
**STEM:** S.STEEL 316  
**SEATS & PACKING :** PTFE  
 MULTI VOLTAGE ELECTRIC ACTUATOR QUARTER TURN  
 OPERATES FROM 24 to 240VDC / VAC. IP67

TF-BVSS-T-EA

ND	CODE	CODE	ACTUATOR
1/4"	2PBV-T-EA	2PBV.006.175G	J2 L/H 10
3/8"	2PBV-T-EA	2PBV.010.175G	J2 L/H 10
1/2"	2PBV-T-EA	2PBV.015.175G	J2 L/H 10
3/4"	2PBV-T-EA	2PBV.020.175G	J3c S20
1"	2PBV-T-EA	2PBV.025.175G	J3c S20
1 1/4"	2PBV-T-EA	2PBV.032.175G	J3c S20
1 1/2"	2PBV-T-EA	2PBV.040.175G	J3c S35
2"	2PBV-T-EA	2PBV.050.175G	J3c S55
2 1/2"	2PBV-T-EA	2PBV.065.175G	J3c S55
3"	2PBV-T-EA	2PBV.080.175G	J3c S85
4"	2PBV-T-EA	2PBV.100.175G	J3c L/H 140



SCREWED BSP

ND	CODE	CODE	ACTUATOR
1/4"	3PBV-T-EA	3PBV.006.175G	J2 L/H 10
3/8"	3PBV-T-EA	3PBV.010.175G	J2 L/H 10
1/2"	3PBV-T-EA	3PBV.015.175G	J2 L/H 10
3/4"	3PBV-T-EA	3PBV.020.175G	J2 L/H 10
1"	3PBV-T-EA	3PBV.025.175G	J3c S20
1 1/4"	3PBV-T-EA	3PBV.032.175G	J3c S35
1 1/2"	3PBV-T-EA	3PBV.040.175G	J3c S55
2"	3PBV-T-EA	3PBV.050.175G	J3c S85
2 1/2"	3PBV-T-EA	3PBV.065.175G	J3c S85
3"	3PBV-T-EA	3PBV.080.175G	J3c L/H 140
4"	3PBV-T-EA	3PBV.100.175G	J3c L/H 300



SCREW BSP / NPT - WELD BW / SW

### 3-WAYS BALL VALVE.PN40. S.STEEL. SCREW ENDS BSP WITH 1-PHASE ELECTRIC ACTUATOR



**BODY:** S.STEEL CF8M  
**BALL:** S.STEEL 316  
**STEM:** S.STEEL 316  
**SEATS & PACKING :** PTFE  
**L & T PORT**  
 MULTI VOLTAGE ELECTRIC ACTUATOR QUARTER TURN  
 OPERATES FROM 24 to 240VDC / VAC. IP67

TF-3WBVSS-EA

ND	CODE	L-PORT	CODE	T-PORT	ACTUATOR
1/4"	3WBVSSL-EA	3WBVSS.006.175L	3WBVSST-EA	3WBVSS.006.175T	J3c S20
3/8"	3WBVSSL-EA	3WBVSS.010.175L	3WBVSST-EA	3WBVSS.010.175T	J3c S20
1/2"	3WBVSSL-EA	3WBVSS.015.175L	3WBVSST-EA	3WBVSS.015.175T	J3c S20
3/4"	3WBVSSL-EA	3WBVSS.020.175L	3WBVSST-EA	3WBVSS.020.175T	J3c S20
1"	3WBVSSL-EA	3WBVSS.025.175L	3WBVSST-EA	3WBVSS.025.175T	J3c S35
1 1/4"	3WBVSSL-EA	3WBVSS.032.175L	3WBVSST-EA	3WBVSS.032.175T	J3c S55
1 1/2"	3WBVSSL-EA	3WBVSS.040.175L	3WBVSST-EA	3WBVSS.040.175T	J3c S55
2"	3WBVSSL-EA	3WBVSS.050.175L	3WBVSST-EA	3WBVSS.050.175T	J3c S85



All the applications are calculated according to the valve torque at its maximum working pressure and considering a lubricated fluid. For another type of fluid (dust, gas, solids, etc.) please consult.

MGS-10

## PRESSURE GAUGE Ø 63 S.STEEL BOX INTERNAL BRASS TYPE MGS-10

Pressure gauge, box SS internal organ brass, 1/4" Thread BSP Kl.1,6% Radial exit  
SCALE from 1 to 400 Bar

MGS10/2/A	DRY
MGS10/3/A	GLYCERIN



MS4

## PRESSURE GAUGE Ø 100 S.STEEL BOX INTERNAL BRASS TYPE MS4

Pressure gauge, box SS internal organ brass, 1/2" Thread BSP Kl.1,6% Radial exit  
SCALE from 1 to 60 Bar

MS4/2/A	DRY
MS4/3/A	GLYCERIN



MGS-44

## PRESSURE GAUGE Ø100 COMPLETE MADE IN S. STEEL TYPE MGS-44

Pressure gauge SS, ATEX, 1/2" Thread BSP Kl.1,6% Radial exit  
SCALE from 1 to 400 Bar

MGS44/2/A	DRY
MGS44/3/A	GLYCERIN



TB-7

## BIMETALLIC THERMOMETER COMPLETE MADE IN S.STEEL HORIZONTAL TYPE TB-7

Thermometer bimetallic totally stainless steel 1/2" BSP  
Precision 2.0 according EN 13190, protection IP55 Ø 100 bulb length 100 mm.  
SCALE -20...500° C

TB7
-----



MGS-18

## PRESSURE GAUGE Ø 63 COMPLETE MADE IN S. STEEL TYPE MGS-18

Pressure gauge Totally SS, 1/4" BSP Kl.1,6% Radial exit  
SCALE -1 a 400 Bar

MGS18/2/A	DRY
MGS18/3/A	GLYCERIN



MGS-18

## PROCES PRESSURE GAUGE COMPLETE IN S. STEEL Ø 100 TYPE MGS-18

Pressure gauge totally Stainless Steel, 1/2" BSP Kl.1% Radial exit  
SCALE from 0 to 40 Bar

MGS18/2/A	DRY
MGS18/3/A	GLYCERIN



ST-2

## PRESSURE TRANSMITTER COMPACT TYPE ST-2

Totally Stainless steel AISI-316L protection IP-65,  
Precision + - 0,35% SIGNAL 4...20mA  
SCALE from 0 to 60 Bar

ST2
-----



ST-09

## PRESSURE TRANSMITTER PIEZORESISTIVE SENSOR TYPE ST-09

Completely stainless steel, parts in contact AISI-316L, protection IP-68, sensitive element 316L  
Precision + - 0,35% SIGNAL 4...20mA  
SCALE from 0 to 60 Bar

ST09
------



OTHER CONSTRUCTIONS AND SCALES ON REQUEST / SEPARATORS ON REQUEST



## INSTRUMENTATION ACCESSORIES

### GAUGE VALVE BRASS PN-16 BSP - WITH CHECK FLANGE

**BODY:** BRASS

**SEAT:** BRASS

ND	CODE
1/4"	NVBRASS-T
1/2"	NVBRASS-T



CODE
NVBRASS-FC-T
NVBRASS-FC-T



TF-NV-PG-T

### CONVERSE REDUCTION FOR PRESSURE GAUGES 1/4" BSP FEMALE X 1/2" BSP MALE

MATERIAL: BRASS

ND	CODE
1/4x1/2"	RED-PG



### NEEDLE VALVE 6000 Lbs. WITH PURGE S. STEEL 316 M-F FOR PRESSURE GAUGES

**BODY and NEEDLE:** S.STEEL A182 F316

**PACKING:** PTFE

ND	CODE
1/4"	NVSS-PG-T
1/2"	NVSS-PG-T



TF-NV-PG-T

### NEEDLE VALVE 3000 Lbs. CARBON STEEL - STAINLESS STEEL ENDS BSP/NPT/SW

**BODY:** A-105 / S.STEEL 316

**SEAT:** S.STEEL 316

**STEM:** S.STEEL 316

**PACKING:** PTFE or GRAPHITE

ND	C.STEEL	S.STEEL
1/4"	NVCS-T	NVSS-T
3/8"	NVCS-T	NVSS-T
1/2"	NVCS-T	NVSS-T
3/4"	NVCS-T	NVSS-T
1"	NVCS-T	NVSS-T
1 1/4"	NVCS-T	NVSS-T
1 1/2"	NVCS-T	NVSS-T
2"	NVCS-T	NVSS-T
2 1/2"	NVCS-T	NVSS-T
3"	NVCS-T	NVSS-T
4"	NVCS-T	NVSS-T



**AVAILABLES:**  
DUPLIX and SUPERDUPLIX S.STEEL

TF-NV-T

FLANGE CONNECTION DIN PN-16/40 & ANSI 150/300# ON REQUEST

### STRAIGHT SIPHON PIPE FOR PRESSURE GAUGES BSP THREADED

**MATERIAL:** S. STEEL 316 PIPE Sch.40 NO WELDING

**WITH CONNECTION FITTING**

ND	CODE
1/2"	LIR-SS



**MATERIAL:** CARBON STEEL PIPE Sch.80 NO WELDING

**WITH CONNECTION FITTING**

ND	CODE
1/2"	LIR-CS



LIRAS



# SEALING GASKETS

## SEALING GASKETS FOR FLANGES DIN RF

### FIBER GASKET CUT ACCORDING EN 1514-1 IBC / DIN 2690 PN 10 THICKNESS 2 mm. RF

TF-9400

ND	CODE
15	9400-015
20	9400-020
25	9400-025
32	9400-032
40	9400-040
50	9400-050
65	9400-065
80	9400-080
100	9400-100
125	9400-125
150	9400-150
200	9400-200

PN10/40  
PN10/16

FIBER GASKET FOR WATER  
GENERAL SERVICES



Gasket made from fiber and aramid mixing  
with NBR high quality.

SUPPLEMENTS: +10% PN25 +20% PN40 +35% PN63 +50% PN100

### FIBER GASKET CUT ACCORDING EN 1514-1 IBC / DIN 2690 PN 10 THICKNESS 2 mm. RF

TF-9600

ND	CODE
15	9600-015
20	9600-020
25	9600-025
32	9600-032
40	9600-040
50	9600-050
65	9600-065
80	9600-080
100	9600-100
125	9600-125
150	9600-150
200	9600-200

PN10/40  
PN10/16

FIBER GASKET FOR INDUSTRY  
GAS APPLICATIONS



Gasket made from fiber and aramid mixing  
with NBR high quality.

SUPPLEMENTS: +10% PN25 +20% PN40 +35% PN63 +50% PN100

### GRAPHITE GASKET CUT ACCORDING EN 1514-1 IBC / DIN 2690 PN 10 THICKNESS 2 mm. RF

TF-9000RR

ND	CODE
15	9000RR-015
20	9000RR-020
25	9000RR-025
32	9000RR-032
40	9000RR-040
50	9000RR-050
65	9000RR-065
80	9000RR-080
100	9000RR-100
125	9000RR-125
150	9000RR-150
200	9000RR-200

PN10/40  
PN10/16

EXPANDED GRAPHITE GASKET REINFORCED WITH SS 316 CORE  
HIGHT TEMPERATURE APPLICATIONS: STEAM AND THERMAL OIL



Gasket made from expanded graphite (98%) purity  
Reinforced with a 0,1mm thick tanged SS316 core

SUPPLEMENTS: +10% PN25 +20% PN40 +35% PN63 +50% PN100

BIGGER SIZES AND CUT ACCORDING TO CUSTOMER DRAWING ON REQUEST

# SEALING GASKETS

## SEALING GASKETS FOR FLANGES DIN RF

### RUBBER GASKET NBR & EPDM CUT ACCORDING EN 1514-1 IBC / DIN 2690 PN 10 THICKNESS 2 mm. RF

	ND	NBR	EPDM
PN10/40	15	NBR-G-015	EPDM-G-015
	20	NBR-G-020	EPDM-G-020
	25	NBR-G-025	EPDM-G-025
	32	NBR-G-032	EPDM-G-032
	40	NBR-G-040	EPDM-G-040
	50	NBR-G-050	EPDM-G-050
PN10/16	65	NBR-G-065	EPDM-G-065
	80	NBR-G-080	EPDM-G-080
	100	NBR-G-100	EPDM-G-100
	125	NBR-G-125	EPDM-G-125
	150	NBR-G-150	EPDM-G-150
	200	NBR-G-200	EPDM-G-200

RUBBER GASKET NBR & EPDM  
WATER SERVICE / WATER WASTE



Gasket made from nitrile rubber  
Suitable for applications whit oils, fats and hydrocarbons.

TF-NBR-G

SUPPLEMENTS: +10% PN25 +20% PN40 +35% PN63 +50% PN100

### PTFE VIRGIN GASKET CUT ACCORDING EN 1514-1 IBC / DIN 2690 PN 10 THICKNESS 2 mm. RF

	ND	CODE
PN10/40	15	PTFE-G-015
	20	PTFE-G-020
	25	PTFE-G-025
	32	PTFE-G-032
	40	PTFE-G-040
	50	PTFE-G-050
PN10/16	65	PTFE-G-065
	80	PTFE-G-080
	100	PTFE-G-100
	125	PTFE-G-125
	150	PTFE-G-150
	200	PTFE-G-200

100% PTFE VIRGIN  
CHEMICAL INDUSTRY APPLICATION



Gasket made in PTFE virgin  
Resistant to most chemical products

TF-PTFE-G

SUPPLEMENTS: +10% PN25 +20% PN40 +35% PN63 +50% PN100

### SPIRAL WOUND GASKET ACCORDING EN 1514-2 / DIN 2690 RF WITH CENTER RING

	ND	CODE
PN10/40	15	SWG-015
	20	SWG-020
	25	SWG-025
	32	SWG-032
	40	SWG-040
	50	SWG-050
PN10/16	65	SWG-065
	80	SWG-080
	100	SWG-100
	125	SWG-125
	150	SWG-150
	200	SWG-200

SPIRAL WOUND S.STEEL 316L/ GRAPHITE  
EXTERNAL RING CENTER CARBON STEEL



Standar ring coating green  
Construction PN-10 to PN-160

TF-SWG

OTHER CONSTRUCTIONS, SIZES, MATERIALS AND RATINGS ON REQUEST

# SAFETY VALVES

S-1216

## SAFETY AND RELIEF VALVES BSP/NPT THREADED

**MATERIAL: S.STEEL CF3M (316L)**

WITH AND WITHOUT LEVER ACORDING TO FLUID

### CONNECTION BSP / NPT THREADED

Available from 1/2" to 2" BSP thread **ON REQUEST**

Available from 1/2" to 2" NPT thread **ON REQUEST**

**Model S-1216CRY FOR CRYOGENIC SERVICE**, intermedited body closed.



S-1216-C

## SAFETY VALVES CLAMP CONNECTION

**MATERIAL: S.STEEL CF3M (316L)**

WITH AND WITHOUT LEVER ACORDING TO FLUID

### CONNECTION CLAMP/ CLAMP - THREAD BSP / CLAMP

CLAMP / CLAMP Available from DN-15 to DN-40 **ON REQUEST**

CONNECTION CLAMP/ THREAD BSP DN15 to 11/2" **ON REQUEST**

Intermediated body closed



S-1216-DX

## SAFETY AND RELIEF VALVES BSP/NPT THREADED DUPLEX MATERIAL

**MATERIAL: S.STEEL DUPLEX or SUPERDUPLEX**

WITH AND WITHOUT LEVER ACORDING TO FLUID

### CONNECTION BSP / NPT THREADED

Available from 1/2" to 2" BSP thread **ON REQUEST**

Available from 1/2" to 2" NPT thread **ON REQUEST**

Intermediated body closed



S-1400

## SAFETY VALVES FLANGED DIN PN-16/25/40/63/100

**MATERIALS: DUCTILE IRON - CARBON STEEL -S.STEEL CF3M (316L)**

WITH AND WITHOUT LEVER ACORDING TO FLUID / BELLOW ACORDING BACK PRESSUSE

### FLANGE CONNECTION DIN PN16 / PN25 / PN40 / PN63 / PN100

DIN PN16 DN15 to DN400 / PN-63 /PN-100 DN15 to DN65 **ON REQUEST**

Availables ANSI 150# / 300#RF 1/2" to 1" **ON REQUEST**

Intermediated body closed /open



S-1415

## SAFETY VALVES FLANGED ANSI 150/300/600/900/1500/1500 Lbs.

**MATERIALS: CARBON STEEL - S.STEEL CF3M (316L)**

WITH AND WITHOUT LEVER ACORDING TO FLUID / BELLOW ACORDING BACK PRESSUSE

### FLANGE CONNECTION ANSI 150 / 300 / 600 / 900 / 1500 / 2500#

Availables ANSI 150# / 300#RF 1/2" to 12" **ON REQUEST**

Availables ANSI 600# / 900 / 1500 / 2500# **ON REQUEST**

Intermediated body closed /open



S-ECTFE

## SAFETY VALVES LINED ECTFE DIN/ANSI

**MATERIALS: CARBON STEEL - S.STEEL CF3M (316L)**

WITH AND WITHOUT LEVER ACORDING TO FLUID / BELLOW ACORDING BACK PRESSUSE

### FLANGE CONNECTION ANSI 150 / 300 / 600 / 900 / 1500 / 2500#

Availables ANSI 150# / 300#RF 1/2" to 12" **ON REQUEST**

Availables ANSI 600# / 900 / 1500 / 2500# **ON REQUEST**

Internal lined / internal and external lined.



S-LP

## SAFETY VALVES FOR LOW PRESSURES DIN/ANSI

**MATERIALS: DUCTILE IRON - CARBON STEEL -S.STEEL CF3M (316L)**

Pressure Range 5mBar - 200mBar

### FLANGE CONNECTION DIN / ANSI

Availables DIN PN16 DN25 to DN400 **ON REQUEST**

Availables ANSI 150# de 1" to 12" **ON REQUEST**



## ACCESSORIES FOR VALVES

### LIMIT SWITCH BOX (ALUMINIUM) IP-67 WITH S.STEEL ADJUSTABLE BRACKET FOR ACTUATOR



**BOX:** ALUMINIUM + EPOXY

**SWITCHES:** 2 SPDT

**BRACKET:** S.STEEL MULTI-ACTUATOR

#### CODE

LSB-EM

INDUCTIVE SWITCH ON REQUEST

TF-LSB-EM

### SOLENOID VALVE NAMUR TYPE 3/2 - 5/2 WAY, FOR ACTUATORS



**BODY:** ALUMINIUM

**CONNECTION:** 1/4" BSP

**COIL:** 24 VCC - 220 VAC

#### CODE

SV-5/2

PLATE 3/2

TF-SV

### SOLENOID VALVE EexialICT6 24vdc >37mA NAMUR TYPE 3/2 - 5/2 WAY.



**BODY:** ALUMINIUM

**CONNECTION:** 1/4" BSP

#### CODE

SV-EXI

ELECTROVÁLVULAS INOX - Exm - Exd - ATEX BAJO CONSULTA

TF-SV-EXI

### ROTATIVE POSITIONER FOR PNEUMATIC ACTUATORS



**PNEUMATIC POSIONES** 3-15psi YT-1200

**ELECTROPNEUMATIC POSITIONER** 4/20mA YT-1000

#### CODE

POS-YT1200

POS-YT1000

POSITIONER Eexi ATEX ON REQUEST

TF-POS

### TECFLOW DOUBLE AND SPRING RETURN ACTION PNEUMATIC ACTUATORS

**BODY:** ANODIZED ALUMINIUM

**STEM:** STEEL

**PISTON:** ALUMINIUM FORGED

**ENDS:** ALUMINIUM FORGED

**SEATS:** PTFE

**GASKET:** BUNA

TF-PNA

#### DOUBLE ACTION

AT-042D

AT-050D

AT-063D

AT-075D

AT-088D

AT-100D

AT-115D

AT-125D

AT-145D

AT-160D

AT-190D

AT-210D

#### S.RETURN

N/A

AT-050S

AT-063S

AT-075S

AT-088S

AT-100S

AT-115S

AT-125S

AT-145S

AT-160S

AT-190S

AT-210S



PNEUMATIC ACTUATORS PTFE LINED AND MADE IN S. STEEL ON REQUEST

## ACCESSORIES FOR VALVES

### GEAR BOX FOR TECFLOW BUTTERFLY VALVES

TF-BFV-GO

ND	CODE	ISO 5211	□ STEM
50	GO-BFV	F05	9mm.
65	GO-BFV	F05	9mm.
80	GO-BFV	F05	9mm.
100	GO-BFV	F07	11mm.
125	GO-BFV	F07	14mm.
150	GO-BFV	F07	14mm.
200	GO-BFV	F07	17mm.
250	GO-BFV	F10	22mm.
300	GO-BFV	F10	22mm.



TF-BFV-LSB

### LIMIT SWITCH BOX IP-67 WITH S. STEEL BRACKET TO TECFLOW BUTTERFLY VALVES



**BOX:** ALUMINIUM + EPOXY

**SWITCHES:** 2 SPDT

**BRACKET:** S.STEEL FOR TECFLOW BUTTERFLY VALVE

**CODE**

BFV-LSB

INDUCTIVE SWITCH ON REQUEST

TF-DML

### "DEAD MAN" LEVER

VALVES OF 1/4" TURN: BALL AND BUTTERFLY



**CODE**

DML

DML-ATEX



TF-EA

### ACCESSORIES FOR 1-PHASE ELECTRIC MOTORS



**MODEL**      **MULTI - VOLTAGE**

J3CS 20      24 a 240 VAC/VDC

J3CS 35      24 a 240 VAC/VDC

J3CS 55      24 a 240 VAC/VDC

J3CS 85      24 a 240 VAC/VDC

**MODEL**      **MULTI - VOLTAGE**

J3C L 140      24 VAC/VDC

J3C H 140      85 a 240 VAC/VDC

J3C L 300      24 VAC/VDC

J3C H 300      85 a 240 VAC/VDC



### ACCESSORIES J3C MOTORS

DPS 2015 (digital positioner for J3c series).

DPS 2005 (digital positioner for J3c series).

BSR 2015 (Emergency return sistem for battery J3c series).

BSR (Emergency return sistem for battery J3c series).

DIGITAL POTENTIOMETER for all models.

3 POSITION configuration (0°-45°-90° o 0°-90°-180°) for all models.



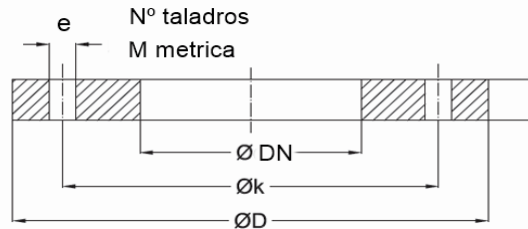


## FLANGE DIMENTIONS

		DIN PN10				
DN	ND	D	K	Øe	Nº	M
32	11/4"	140	100	18	4	16
40	11/2"	150	110	18	4	16
50	2"	165	125	18	4	16
65	2 1/2"	185	145	18	4	16
80	3"	200	160	18	4	16
100	4"	220	180	18	8	16
125	5"	250	210	18	8	16
150	6"	285	240	23	8	20
200	8"	340	295	23	8	20
250	10"	395	350	23	12	20
300	12"	445	400	23	12	20
350	14"	505	460	23	16	20
400	16"	565	515	27	16	24
450	18"	615	565	27	20	24
500	20"	670	620	27	20	24
600	24"	780	725	30	20	27
700	28"	895	840	30	24	27
800	32"	1015	950	33	24	30
900	36"	1115	1050	33	28	30
1000	40"	1230	1160	36	28	33
1200	48"	1455	1380	39	32	36

DIN PN16				
D	K	Øe	Nº	M
140	100	18	4	16
150	110	18	4	16
165	125	18	4	16
185	145	18	4	16
200	160	18	8	16
220	180	18	8	16
250	210	18	8	16
285	240	23	8	20
340	295	23	12	20
405	355	27	12	24
460	410	27	12	24
520	470	27	16	24
580	525	30	16	27
640	585	30	20	27
715	650	33	20	30
804	770	36	20	33
910	840	36	24	33
1025	950	39	24	36
1125	1050	39	28	36
1255	1170	42	28	39
1485	1390	48	32	45

DIN PN25				
D	K	Øe	Nº	M
140	100	18	4	16
150	110	18	4	16
165	125	18	4	16
185	145	18	8	16
200	160	18	8	16
235	190	23	8	20
270	220	27	8	24
300	250	27	8	24
360	310	27	12	24
425	370	30	12	27
485	430	30	16	27
555	490	33	16	30
620	150	36	16	33
670	600	36	20	33
730	660	36	20	33
845	770	39	20	36
960	875	42	24	39
1085	990	48	24	45
1185	1090	48	28	45
1320	1210	56	28	52
1530	1420	56	32	52



		ANSI 150#				
DN	ND	D	K	Øe	Nº	M
32	1 1/4"	117,5	88,9	16	4	14
40	1 1/2"	127,0	98,4	16	4	14
50	2"	152,4	120,7	19	4	16
65	2 1/2"	177,8	139,7	19	4	16
80	3"	190,5	152,4	19	4	16
100	4"	228,6	190,5	19	8	16
125	5"	254,0	215,9	23	8	20
150	6"	279,4	241,3	23	8	20
200	8"	342,9	298,4	23	8	20
250	10"	406,4	361,9	25	12	22
300	12"	482,6	431,8	25	12	22
350	14"	533,4	476,2	30	12	27
400	16"	596,9	539,7	30	16	27
450	18"	635,0	577,8	33	16	30
500	20"	698,5	635,0	33	20	30
600	24"	812,8	749,3	36	20	33
700	28"	927,1	863,6	36	28	33
800	32"	1080,5	977,9	43	28	39
900	36"	1168,4	1085,8	43	32	39
1000	40"	1289,1	1200,2	43	36	39
1200	48"	1511,3	1422,4	43	44	39

ANSI 300#				
D	K	Øe	Nº	M
133,3	98,4	19	4	15,9
155,6	114,3	22,2	4	19
165,1	127	19	8	15,9
190,5	149,2	22,2	8	19
209,5	168,3	22,2	8	19
254	200	22,2	8	19
279,4	234,9	22,2	8	19
317,5	269,9	22,2	12	19
381	330,2	25,4	12	22,2
444,5	387,3	28,6	16	25,4
520,7	450,8	31,7	16	28,6
584,2	514,3	31,7	20	28,6
647,7	271,5	34,9	20	31,7
711,2	628,6	34,9	24	31,7
774,7	685,8	34,9	24	31,7
914,4	812,8	41,3	24	38,1

ND	DN
1 1/4"	32
1 1/2"	40
2"	50
2 1/2"	65
3"	80
4"	100
5"	125
6"	150
8"	200
10"	250
12"	300
14"	350
16"	400
18"	450
20"	500
24"	600